



SOUTH ATLANTIC

concrete products

HARDSCAPES



COLLECTION

A large, white, two-story house with a covered porch and a stone retaining wall in the foreground. The house has a gabled roof, a chimney, and a covered porch with columns. The yard is landscaped with a stone retaining wall, a gravel path, and various plants. The text "welcome to the backyard..." is overlaid on the image in a white, cursive font.

*welcome to the
backyard...*

We manufacture
and offer some of the most
sought-after outdoor living,
retaining wall, landscape tile,
stone and paver brands
available.



index

PAVERS & LANDSCAPE TILES

Amadora Paver	30
Bavarian Paver	29
Bluestone Paver	10
Bullnose Pavers and Coping	75
Cobble Stone Paver	32
La Coruna Paver	27
Mission Paver	26
New Guilford Paver	24
Olde Towne/Mega Olde Town Pavers	20
Roma Paver	22
Roman Paver	29
Stonehurst Pavers	16
Tahoe Paver	26
Templehurst Paver.....	14
Turfstone-Eco Paver	33

WET CAST PAVERS, STEPS, CAPS

Antique Travertine Landscape Tiles.....	38
Barn Plank Landscape Tiles	34/68
Chiseled Caps/Tops	72
Chiseled Steps	74
Slate Landscape Tiles	36

NATURAL STONE

Classicstone Pavers.....	40
De Terra Stone Pavers	42
Fireboulders	70
Flagstone/Fieldstone and Steps	48
Boulder Walls	50

PORCELAIN

Landmark Pavers	44
Alpha Bullnose Tools.....	47

RETAINING WALLS

Barn Plank Garden Wall/Fire Pit	68
Biltmore Wall	60
Classic 8 Colonial Wall	52
Classic 8 Wall	54
Compac III Wall	62
Heritage Block Wall	66
Lancaster Wall	58
Rosetta Walls	64
Stonegate Wall	56

OUTDOOR LIVING KITS

Necessaries Collection	76
Fireplace Kits	78
Fire Rings & Pits	80
Grand Island Bar Series	81
Pillars	83
Seatwalls	83
Tables	82
Waterfalls.....	83

KITCHEN CABINET KITS

The Kitchen Collection	86
Sizzler Grill	87
Woodbox/Stand	87
Island Table	88
Refrigerator & Prep Center	88
Smoker/Stand	89
Two Drawer, Side Burner, Trash	89

MISC.

Bullnose Pavers and Coping	75
Fireboulders	70
Sands, Sealers & Cleaners	91



South Atlantic

CONCRETE PRODUCTS

MANUFACTURERS and DISTRIBUTORS
of DISTINCTIVE HARDSCAPES and SUPPLIES

A photograph of a brick house with a stone patio, wooden furniture, and a circular callout containing text. The patio is made of multi-colored rectangular stones. There are wooden chairs and a table on the patio. A circular callout with a white border contains text. The background shows a brick house with red shutters and a colorful sign featuring a cardinal and a house.

For over a decade,
we've been the Southeast's
preferred source for our expansive
offering of high-quality products,
exceptional customer service
and attention to detail.

*...you're
going to love
it out here!*

Whether you are looking to create an outdoor living room, backyard kitchen or a retaining wall to expand and support your landscape, this comprehensive catalog is designed to serve as your design gallery. There aren't enough pages to tell the entire story, so we invite you to see more inspirational and award winning landscapes at: www.southatlanticcp.com



Our brands include: Rockwood® Retaining Walls; Tremron™ and Hessit Works retaining walls and pavers; Heritage Block® retaining walls; Silver Creek Stoneworks® landscape tiles, steps, pavers, caps & tops; Interlock™ Concrete Products; Landmark® Frontier 20 porcelain pavers; Natural Stone Paving, Necessaries™ Outdoor Living Kits and quarried flagstone/fieldstone pavers, boulders and steps,




4675-B Canton Hwy, Cumming, GA 30040 • Phone: 470-239-8727 • Fax: 470-695-4160 • www.southatlanticcp.com





Please note: Our products are made from solid color concrete for lasting appearance and durability. Photographs contained herein are for representation only. Refer to actual product samples when making color selection. Product dimensions given are nominal.







South Atlantic
CONCRETE PRODUCTS

bluestone paver

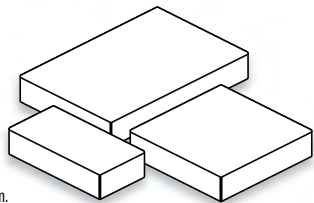
For long-lasting beauty, use Bluestone pavers for patios, courtyards and walkways. Its non-slip surface makes it an excellent choice for use around swimming pools or in other wet areas. Available in three different colors blends that have the appearance of natural stone.



One-pallet system:

- 6.5" W x 13" D x 2.375" H
- 13" W x 13" D x 2.375" H
- 13" W x 19.5" D x 2.375" H


Refer to actual product samples when making color selection.



SAND DUNE



GLACIER



LIONS BRIDGE

Bluestone pavers are oversized, their wider joint and color blends create the appearance of natural stone.



bluestone paver



templehurst paver

Templehurst's subtle slate surface and bigger profile are well suited for large-scale projects.







Templehurst redefines the classic stone paver with a contemporary flair. Featuring simplicity at its finest with clean lines and grand size, yet still offering a natural touch with distinctive texture and color blends.

Use Templehurst pavers to create exquisite pool decks, pathways and patios.

One-pallet system:

- 9.25" W x 12.5"D x 2.375" H
- 12.5" W x 12.5" D x 2.375" H
- 22" W x 12.5" D x 2.375" H

Refer to actual product samples when making color selection.



stonehurst paver

Stonehurst pavers are also available in 1" heights. These remodel pavers offer all the beauty and elegance of our 2.375" H paver line but are designed to be installed directly over existing concrete surfaces.

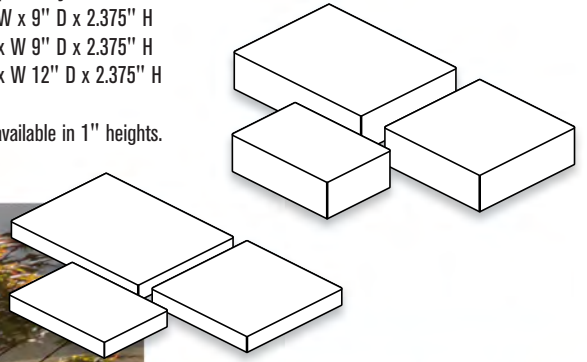




One-pallet system:

- 6" W x 9" D x 2.375" H
- 9" x W 9" D x 2.375" H
- 9" x W 12" D x 2.375" H

Also available in 1" heights.



The subtle slate finish and earthy colors of Stonehurst pavers will give any home an elegant, upscale appearance.



stonehurst paver

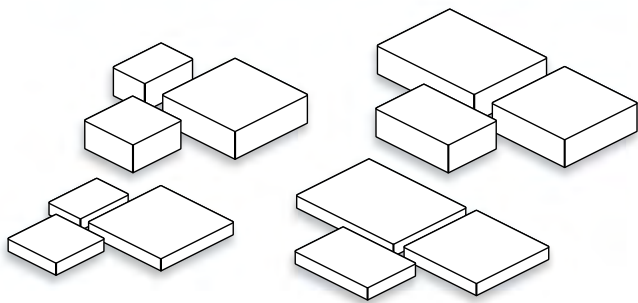


old towne pavers

Mega Olde Towne
and Remodel pavers



Remodel
pavers are just 1" tall.
They are designed to
install over an existing
concrete slab.



Olde Towne and Mega Old Towne pavers make great choices for driveways, sidewalks, and patios. Available in standard or antique finishes in both 2.375" and 1" heights for use as a remodel paver. All are one-pallet systems including remodel pavers.

Refer to actual product samples when making color selection.

Olde Towne Pavers:


- 6" W x 4" D x 1" or 2.375" H
- 6" x W 6" D x 1" or 2.375" H
- 9" W x 9" D x 1" or 2.375" H

Mega Olde Towne Pavers:

- 6" W x 9" D x 1" or 2.375" H
- 9" W x 9" D x 1" or 2.375" H
- 9" W x 12" D x 1" or 2.375" H



AUTUMN



GLACIER

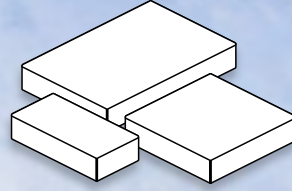


SAND DUNE



SIERRA

roma paver



Roma Paver is the newest addition to our line of antiqued pavers. The textured surface provides the unique appearance of old-world, hand-cobbled stone. Roma pavers provide an elegant, upscale appearance to your backyard patio, pool deck, walkway or drive.

One-pallet system:

- 4" W x 8" D x 2.375" H
- 8" W x 8" D x 2.375" H
- 12" W x 8" D x 2.375" H

Roma Pavers
create an elegant, upscale
appearance to your backyard
patio, pool deck, walkway
or drive.



SIERRA



SAND DUNE



AUTUMN



South Atlantic
CONCRETE PRODUCTS

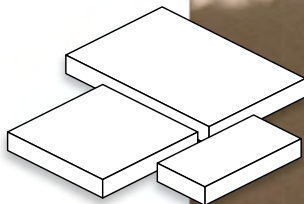
new guilford pavers



One-pallet system:

- 13" W x 20" D x 2.375" H
- 13" W x 13" D x 2.375" H
- 13" W x 7" D x 2.375" H

Matching 8" W x 12" D full-round coping and 6" W x 9" D x 2.375" H accent pavers.



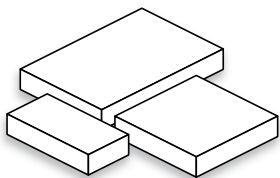
New Guilford smooth or embossed pavers create instant flare to any patio, pathway, pool deck or drive project.



Refer to actual product samples when making final color selection.

tahoe paver

Tahoe Pavers are popular for their low price point and great esthetic. They have a chamfered/straight edge with a small auto spacer and is ideal for all applications including vehicular.

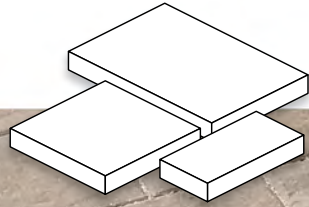


One-pallet system:

- 4.87" W x 9.87" D x 2.37" H
- 9.87" W x 9.87" D x 2.37" H
- 14.75" W x 9.87" D x 2.37" H





la corona paver



La Corona Pavers have a uniquely embossed flagstone surfaces with the look of a handcrafted beveled edges.

One-pallet system or separate pallets:

- 15.83" W x 23.56" D x 2.375" H
- 15.68" W x 15.68" D x 2.375" H
- 7.87" W x 15.83" D x 2.375" H



mission paver

The simple shape and look of **Mission Pavers** (commonly known as Hollands) are designer, installer and property owner friendly. The endless combinations of color and pattern options make Mission pavers suitable for any project.

- 3.87" W x 7.87" D x 2.37" H
- Colors: Driftwood, Granite, Indian Creek, Lakeshore, Charcoal, Cedar Creek Red and Grey


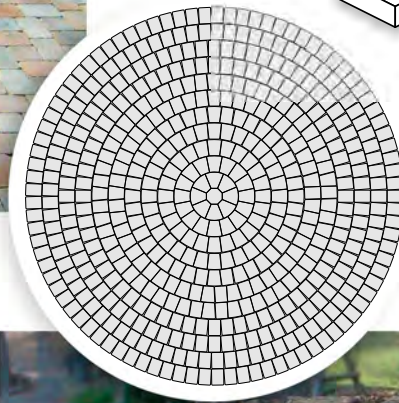
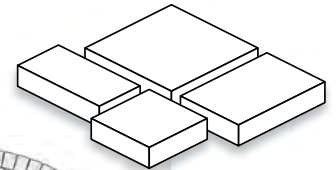


bavarian paver

Bavarian Pavers are suitable for both pedestrian and vehicular applications. Their smooth surface and aged appearance compliments any architectural style. No auto-spacer means strong interlock and since tops and bottoms are the same, they install quickly.

Separate pallets:


- 8.25" W x 5.5" D x 2.375" H
- 5.5" W x 5.5" D x 2.375" H
- 8.25" W x 8.25" D x 2.375" H
- 3.87" W x 7.75" D x 2.375" H (accent Paver)
- 11'- 1" dia. circle pallets




Also available in Allegany and Cedar Creek Red colors.
Refer to actual product samples when making final color selection.



INDIAN CREEK



LAKESHORE



DRIFTWOOD



GRANITE



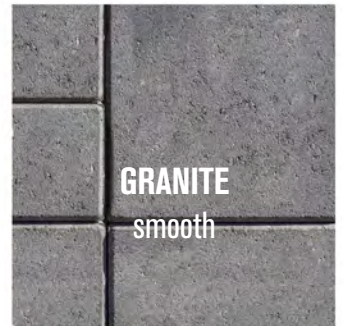


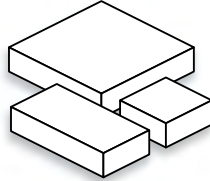
amadora pavers



Amadora is our three-piece/one-pallet 2.75" tall paver that lays quickly and easily – random or patterned. Its small auto spacer creates an 1/8" joint. Choose from embossed or smooth styles.

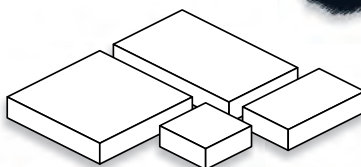
One-pallet system:

- 5.87" W x 5.87" D x 2.75" H
- 11.75" W x 11.75" D x 2.75" H
- 5.87" W x 11.75" D x 2.75" H



roman paver


TUMBLER



Roman Pavers are thicker than typical pavers (2.75" H). No auto-spacers create a strong interlock, ideal for vehicular applications. The embossed surface and tumbled/aged appearance creates the look of a centuries-worn walkway, patio or drive.

Separate pallets:

- 5.81" W x 11.67" D x 2.75" H
- 8.75" W x 14.62" D x 2.75" H
- 5.81" W x 5.81" D x 2.75" H
- 11.67" W x 11.67" D x 2.75" H
- 10'- 4" diameter circle pallets



DRIFTWOOD



GRANITE



RIVERROCK



INDIAN CREEK

cobble stone and *turfstone-eco* pavers





BEECHWOOD



MOONLIGHT GRAY



ONYX

Permeable paver systems can reduce or eliminate the need for storm water retention ponds, storm sewers and drainage appurtenances, they remove most pollutants; vehicular oil drippings; zinc; copper; phosphorus and suspended sediments. These high-flow-rate systems conserve space usage by combining roads, parking, storm water infiltration and retention into the same area, creating more green space or building opportunity, they also create rainwater harvesting opportunities.

With its textured tops and irregular edges, **Cobble Stone Pavers** recreate the look of a centuries-old European boulevard. Cobble Stone's open joint design makes it a high-flow rate, eco-friendly permeable paver – very popular on driveways and streetscape applications.

One-pallet system:

- 7.125" W x 5.875" D x 2.375" H
- 8.875" W x 5.875" D x 2.375" H
- 10.375" W x 5.875" D x 2.375" H
- 11.875" W x 5.875" D x 2.375" H



Turfstone-Eco has large open cores. When filled with rock and soil these open voids promote vegetation growth. Designed for stormwater runoff and wet-prone vehicular and pedestrian applications.

- 23.63" W x 15.75" D x 3.125" H (64.5 lbs.)
- High-flow-rate, eco-friendly permeable paver





The look of weathered white pine, with soft edges, deep splits and detailed grain on all sides.

barn plank
landscape tiles

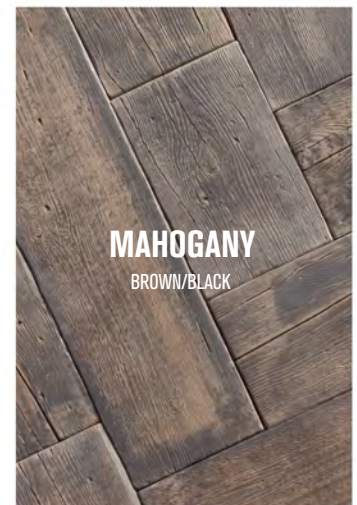
Barn Plank Landscape Tiles are cast in molds created from heavy, decades-worn wooden planks. Each size has multiple faces that are hand-painted in the mold. Unlike typical lumber, Barn Planks will never warp, splinter or rot.

- Deep splits, detailed grain top and sides
- For paths, patios, pools and overlays
- Matching Step and Garden Wall block

Must gap tiles a minimum of 1/4". Use roller compactor or buffer pad when compacting.



Silver Creek
STONEWORKS



Separate pallets:

- 15.5" W x 9.75" D x 2" H
- 23.37" W x 9.75" D x 2" H
- 35" W x 9.75" D x 2" H

A photograph of an outdoor patio area. In the foreground, there are large, dark grey slate landscape tiles with a rough, natural texture. In the background, there is a brown leather sofa with several pillows, a wicker armchair, and a stone fire pit with a heater on top. The patio is covered with a light-colored rug. The scene is set in front of a house with light-colored siding and a window with curtains.

Slate's rich texture comes from stone quarried in the Eastern U.S., where stone craftsmanship dates back to Colonial America.

slate landscape tiles



BLUESTONE

Must gap tiles a minimum of 1/4". Use roller compactor or buffer pad when compacting.



Silver Creek
STONWORKS

Slate Landscape Tiles have the enviable look of hand-split stone. Their chiseled edges are ideal for treads, tops and caps. For use on paths, patios, sunrooms and pool decks.

- Lays quickly, patterned or random
- Unique 24" x 36" XL slab
- Gap tiles 0.25"


Separate pallets:

- 12" W x 12" D x 1.75" H
- 12" W x 24" D x 1.75" H
- 24" W x 24" D x 1.75" H
- 24" W x 36" D x 1.75" H (XL)


Refer to actual product samples when making color selection.



antique
travertine
landscape tiles




IVORY



NATURAL



Silver Creek
STONWORKS



Cast in molds made from stone quarried in Tivoli, Italy, the renowned original can be seen on famous landmarks like the Roman Colosseum, St. Peter's Basilica, the Getty Center and Lincoln Center.

The smooth edges, detailed grain and honed surface of our **Antique Travertine Landscape Tiles** is so authentic, only you'd know they are man-made. A truly timeless look for paths, patios and pool decks.

Separate pallets:

- 12" W x 24" D x 2" H
- 18" W x 24" D x 2" H
- 24" W x 24" D x 2" H

Must gap tiles a minimum of 1/4". Use roller compactor or buffer pad when compacting.





Classicstone pavers are unique with varying color palettes, unique riven surfaces, natural veining and occasional fossil prints.

classicstone
natural stone




1" thick European quarried stone, calibrated and sized. Ideal for concrete overlays. Flagstone pavers are available in **Project Packs**. Each pallet has 205 sq. ft., (17' x 12' approx. area).

Project pack pallet:

- 24" W x 36" D x 1.0" H (16/pack)
- 24" W x 24" D x 1.0" H (16/pack)
- 24" W x 12" D x 1.0" H (16/pack)
- 11.75" W x 11.75" D x 1.0" H (12/pack)

Dimensions stated are nominal. Refer to actual product samples when making color selection.



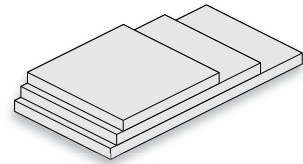
de terra sandstone pavers




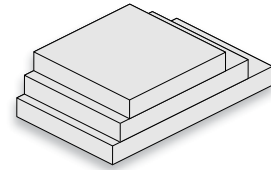
These residential and vehicular **De Terra Sandstone Pavers** are available in **Project Packs**. Each pallet contains all three sizes.



Project Pack pallet: (residential)
 160 sq. ft. (17 x 11 approx. area) 2,200 lbs.
 • 6" W x 6" D x 1.25" H (180/pk)
 • 9" W x 6" D x 1.25" H (180/pk)
 • 12" W x 6" D x 1.25" H (90/pk)



Project Pack pallet: (vehicular)
 92 sq. ft. (10 x 9 approx. area) 2,400 lbs.
 • 6" W x 6" D x 2" H (56/pk)
 • 8" W x 6" D x 2" H (80/pk)
 • 10" W x 6" D x 2" H (128/pk)



CHARCOAL



CHARCOAL

Our natural stone pavers are sawn on four sides and tumbled, creating an attractive rustic look. Available in two thicknesses.



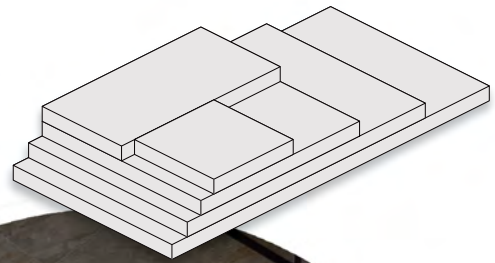
HARVEST



LAKELAND

Frontier20 are porcelain pavers designed and manufactured to withstand decades of exposure to destructive conditions from wear, Mother Nature, chemicals and freeze/thaw cycles that can destroy some composite, wooden and concrete products. These stain-proof, slip-resistant, chemical resistant, no maintenance porcelain tiles can be installed using a traditional mortared bed, a sand/limestone set or as an elevated deck or pedestal application and can be utilized in a eco-friendly permeable application.


- Easy to clean, slip-resistant, waterproof, stain-proof, scratch/dent-resistant and fire-resistant
- Outdoor/indoor friendly
- Tiles are 20mm or .787" tall
- Grip-finish floor, wall and countertop tiles are 9mm tall
- Matching trim, tread, coping, drain, riser and corner units available



**TRAVERTINE
SOURCE BEIGE**


18" W x 36" D

TRAVERTINE LOOK (20MM)



CROSSCUT CREME

24" W x 24" D



CROSSCUT NOCE


24" W x 24" D



CROSSCUT SILVER

24" W x 24" D

BLUESTONE LOOK (20MM)



**BLUESTONE FULL
COLOR**

24" W X 48" D
24" W X 24" D
24" W X 12" D
12" W X 12" D



**THERMAL BLUESTONE
SELECT**

24" W X 36" D
24" W X 24" D
24" W X 12" D
12" W X 12" D





**TUMBLED COBBLESTONE
MULTISIZE**

24" W X 24" D




porcelain pavers

WOOD LOOK (20MM)



STONE LOOK (20MM)






porcelain pavers

Porcelain vs. other outdoor paving materials...

FEATURES	FRONTIER20 PAVERS	WOOD PAVERS	CLAY BRICK	CAST IN PLACE CONCRETE	CONCRETE PAVERS	NATURAL STONE
Stainable	No	Yes	Yes (Highly)	Yes	Yes	Yes (Highly)
Freeze/Thaw Proof	Yes	No	No	No	No	No
Salt Resistant	Yes	No	Salt will Degrade	No	No	No
Acid Resistant	Yes	No	Acid will Burn	No	No	No
Scratch Resistant	Highly	No	Somewhat	No	No	No
Moisture Absorption	< 0.5%	Highly Varied	5%	5%	5-10%	> = 5%
Easy-to-Repair	Yes	Yes	No	Can Not	No	No
UV Resistant	Unaffected	No	Yes if Sealed	Yes	No	Unaffected
Needs Sealing	Never	Yes	Recommended	Recommended	Recommended	Recommended
Pressure Washer Safe	> 1500 PSI	No	Not Recommended	> 1500 PSI	No	No
Environmentally Friendly	Facility 98% Green	Many Exotic Rainforest Species	No	Large Carbon Foot Print	Possible Fly Ash Content	Mined or Imported
Recycled Content	20% In Each Paver	No	Not Possible	Not Possible	If Possible Less than 5%	Not Possible

GRIP FINISH (9MM)





LANDMARK
CERAMICS

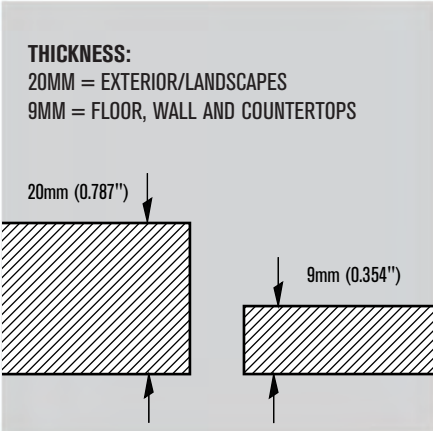
Created for outdoor use, porcelain is inherently slip resistant and impervious to chemicals, salt, fading, or scratching.

Refer to actual product samples when making color selection.

bullnose tools



CONCRETE LOOK (20MM)



Now you can edge and polished stone, marble and concrete tops and bullnose in the field. Stop waiting for expensive factory edging and start your own bullnose finishing business with quality ALPHA tools.

- Goof-proof, hand-held application
- Quality finish without the factory
- Saves you time and money


ALPHA

natural flagstone & fieldstone

Create beautiful, natural steps and pathways with natural Tennessee flagstone steppers. Popular for stair treads, terraces and walkways, each step is hand-crafted to size and will retain their natural beauty indefinitely.

- 18" D x 36" W and 18" D x 48" W
- Available in 4" to 10" heights
- Colors are tans and grey
- Palletized and sold by the piece





We source and inventory an extensive selection of beautiful, quarried Tennessee flagstone and fieldstone for steps and walkways.

Irregular Tennessee Flagstones:

Flagstone is one of the most popular natural stone materials used for walkways, patios and pool decks and can be used to build stairs/treads, driveways and pool coping. Each flagstone varies in size and shape, their colors are variegated tans and grays.



- Thin: 1" H, 125 sq. ft./ton ave.
- Regular: 1 to 2" H, 85 to 100 sq. ft./ton ave.
- Thick: 2"+ H, 70 to 85 sq. ft./ton ave.
- Palletized, sold by the ton

Tennessee Fieldstones:

Natural face on all sides. Use for small landscape walls, edging and veneer walls. Colors are variegated tans and dark grey.

- Thin Stack: 1-1/2 to 2" H, 35 to 40 sq. ft./ton ave.
- Medium Stack: 4 to 6" H, 40 to 45 sq. ft./ton ave.
- Thick Stack: 6 to 8" W x 4 to 6" H, 30 to 35 sq. ft./ton ave.
- Palletized, sold by the ton

natural boulder walls




Tennessee Landscape Boulders:

These fieldstone boulders have a rustic, centuries-worn look popular for small landscape/retaining walls. These larger stones come in multiple shades of gray and tan, some with centuries-old patina and moss. Palletized, sold by the ton.





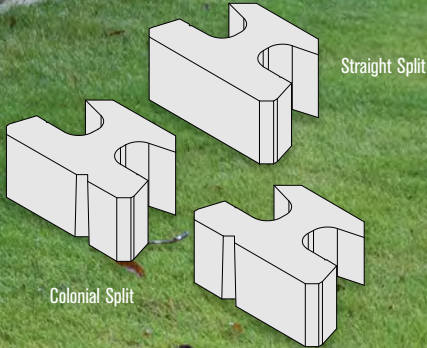
classic 8
colonial wall



South Atlantic
CONCRETE PRODUCTS



This three-block system creates the look of expensive multi-piece walls but without the high cost.



Classic Colonial is a two or three block system. It builds faster and more economically than similar looking wall systems. Available in split face, Classic Colonial will add curb appeal to any project, large or small.


- Classic 8 Colonial Blocks:**
- Straight split or Colonial split
 - 8" H x 18" W x 12" D
 - 1.0" setback, adjustable to near vertical



HARVEST BLEND



NATURAL GRAY



BUFF


Refer to actual product samples when making final color selection.

ROCKWOOD®
 RETAINING WALLS
A better way.™

classic 8 walls

ROCKWOOD[®]
RETAINING WALLS
A better way.[™]

Appealing to both property owners and contractors, Classic systems are strong, attractive and extremely versatile.



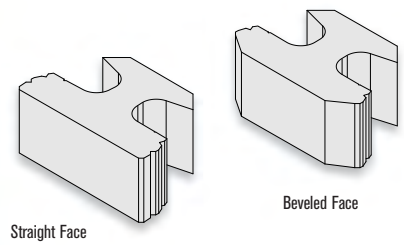


Appealing to homeowners, contractors, and designers alike, Classic 8 walls are as attractive as they are versatile. Capable of sharp radius turns, variable setbacks, and endless design possibilities, Classic is perfect for any retaining wall project, no matter how large or small.

Classic 8 Blocks:

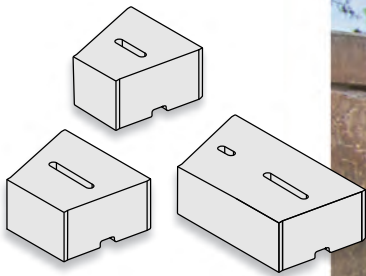
- Beveled or Straight Face
- 18" W x 12" D x 8" H
- 1.0" setback, adjustable to near vertical

Refer to actual product samples when making final color selection.



stonegate wall

Stonegate wall builds freestanding privacy walls, low retaining walls and outdoor living features.



Reminiscent of the walls found scattered throughout the European countryside, Keystone Stonegate features a smooth, weathered stone appearance. Stonegate builds two-sided freestanding walls, retaining walls and outdoor living features. One to two shouldered connection pins required per unit.

One-pallet system:

- 6/4" W x 10" D x 6" H
- 12/16" W x 10" D x 6" H
- 16/14" W x 10" D x 6" H
- 8" W x 12" D x 3" H (cap)

Refer to actual product samples when making final color selection.





lancaster wall

Lancaster wall's smooth/tumbled appearance compliments architecture of any style. Lancaster Wall is a one or two-piece system used to build straight garden walls and outdoor living features. The wedge block is used to build radius walls without cutting.



LAKESHORE



INDIAN CREEK



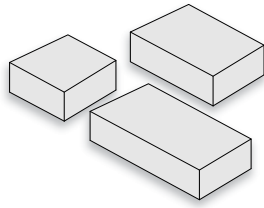
GRANITE



CHARCOAL

Separate pallets:

- 15.75" x 7.88" x 4" H
- 11.81" x 7.88" x 4" H
- 7.88" x 7.88" x 4" H (wedge)



Lancaster can be used to build vertical, freestanding, seat/retaining walls and outdoor living features.



BUFF



**INDIAN CREEK
RED**

Corner/Pillar Block:

- Use as add'n'l wall block, corner or end block
- Palletized separately (80 units)
- 12" W x 8" D x 4" H

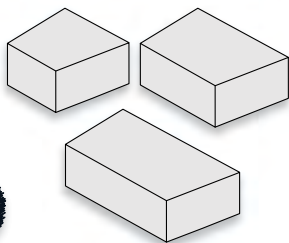
Wedge Block:

- Builds a 62" dia. fire ring (25 blocks/course). Source a heavy-gauge steel ring to protect block from extreme heat.
- 7.88" W x 7.88" D x 4" H



biltmore wall





TUMBL


Biltmore Wall is a 6" tall, tumbled, three-piece wall system that builds straight or radius garden walls, freestanding walls and outdoor living features.

One-pallet system: (36.5 sq. ft.)

- 17.75/15.75" W x 9" D x 6" H
- 11.75/9.75" W x 9" D x 6" H
- 8/6" W x 9" D x 6" H
- Matching 10" D x 12" W x 2.75" H cap block



BLUE MOUNTAIN



CROSS CREEK



CAPE FEAR



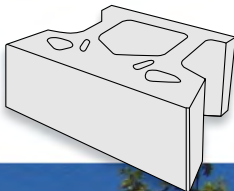
LAFAYETTE

compac III wall



Compac III features unrivaled esthetic options, cost saving versatility and proven wall performance. Compac III was created to utilize a rear lip install method while maintaining flexibility to use Keystone's proven pin connection system.

- 18" W x 12" D x 8" H
- Straight-split face only, 1.0" set back
- Matching cap and corner blocks



SIERRA




SANTA FE




PRAIRIE



NATURAL



TAN



rosetta walls

ROSETTA®
THE LOOK AND FEEL OF NATURE



kodah wall

Kodah Wall blocks are strong and versatile, two-sided wet cast blocks. For use as garden walls, freestanding vertical retaining walls, seatwalls and planters.

Four piece one-pallet system:

- 12", 21", 30" and 42" lengths x 10.5" D x 6" H
- Separate corner block: 21" W x 10.5" D x 6" H





outcropping wall

Outcropping Walls are designed for serious performance and maximum curb appeal.

- 14 unique shapes on multiple pallets
- 6", 12", 18" and 24" heights x 24" to 72" widths
- 30" x 48" x 12" H (corner)
- 15" setback
- Lifting device required






heritage walls

Heritage Walls
are high-performance
retaining wall blocks without
sacrificing great
looks.



Fire Ring Kit:
Includes cap block and steel ring insert to protect block from extreme heat.

- 48" dia. x 18" H



Demanding retaining walls don't have to sacrifice great looks for high performance. Heritage Block walls combine the desirable look of natural stone with the advantages of segmental concrete. Open-cored single, double, and triple-sided blocks build vertical walls without pins, clips or rear lip.

- Heritage Wall Blocks:**
- 16/12" W x 17" D x 6" H
 - 24/17" W x 17" D x 6" H
 - 24" W x 16" D x 6" H (2 sided)
 - 24" W x 16" D x 6" H (3 sided)
 - 25" W x 21" D x 1.5" H (cap)

- Garden Wall Blocks:**
- Five unique faces
 - 12/8" W x 7.5" D x 4" H
 - 16" W x 10" D x 1" H (cap)

barn plank



Silver Creek
STONEWORKS

Barn Plank Step:

- Solid, wet cast concrete
- 48" W x 18" D x 5.75" H

Barn Plank Wall Fire Pit Kit:

- 48" W x 48" D x 12" H (two courses)
- Four-piece heavy gauge steel insert protects block
- Optional, removable swivel cooking grate





garden wall

- Solid wet cast concrete
- Detailed grain and color on five sides
- 40" W x 8" D x 6" H

fire boulders

These fire features are works of art. Each is hand-crafted from natural stone.





Fireboulders are one-of-a-kind outdoor fire features fabricated from natural stone with an integrated LP or nat. gas fire burner. Available in four general sizes with electronic igniter, thermo-flame sensor, emergency shut-off, timer and remote control.

Can be integrated with home automation.
Burner components are CSA & UL Listed.

Call us with your Fireboulder size, stone type and color needs. We'll source available inventory and share with you the items that fit your requirements.

Each Fireboulder includes:

- Fire burner assembly
- Whistle-free flex line
- Key-valve, security key
- Lava rock



caps

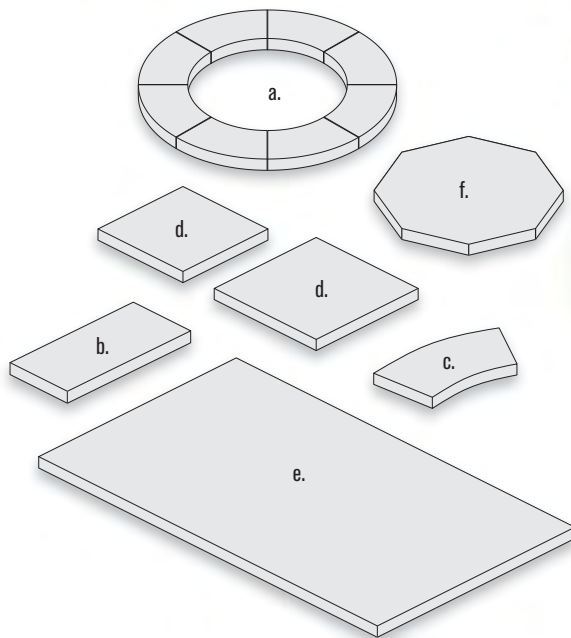


INDIANA LIMESTONE



Pillar, fire ring and seatwall caps are wet cast reproductions of handcrafted originals.

BLUESTONE



Caps and Tops have the look of handcrafted limestone with hewn tops and chiseled sides. Use for pillars, seat/retaining walls, fire rings and custom outdoor features

- a) Fire Ring Cap:**
- Chiseled outside edge
 - 8 pieces/set
 - 10" D x 2.25" H

- b) Straight Wall Caps:**
- Chiseled two or three sides
 - 24" W x 12" D x 2.25" H

- c) Radius Wall Caps:**
- Chiseled two sides
 - 18.75" W x 12" D x 2.25" H

- d) Pillar Caps:**
- Chiseled four sides
 - 25" W x 25" D x 2.25" H
 - 30" W x 30" D x 2.25" H

- e) Bar Tops:**
- Choose from chiseled front and back, or chiseled three sides
 - 36" W x 48" D x 2.25" H
 - Indiana Limestone only

- f) Octagon Top:**
- Chiseled edge
 - 36" W x 6" D x 2.25" H
 - Indiana Limestone only

Refer to actual product samples when making color selection.



Silver Creek
STONWORKS

steps

Chiseled Face Steps:

The look of handcrafted limestone in strong, wet cast concrete.
Available in two looks.

- 48" W x 18" D x 5.75" H
- Chiseled three sides/rough top
- Chiseled face/smooth top and sides



Silver Creek
STONEWORKS

coping

Bullnose Coping adds the perfect touch to pool edging, step treads, seatwalls, columns and outdoor living features – any application requiring a finished edge.

Regular Bullnose:

- Full-round front
- Three popular colors
- 4" W x 9" D x 2.375" H

Remodel Bullnose:

- Use with 1" H Stonehurst and Old Towne pavers and natural stone
- 4" W x 9" D x 2.75" H



CHARCOAL



TAUPE



TAN



Refer to actual product samples when making color selection.



South Atlantic
CONCRETE PRODUCTS

These bullnose colors & styles compliment Bluestone, Stonehurst, Templehurst and Remodel pavers.

Affordable Luxury

Necessaries kits are both beautiful and functional, turning backyards into attractive and enjoyable outdoor living spaces. Also, Necessaries come ready-to-assemble with everything needed to build, making them easier to install and more affordable than typical masonry structures.

Easy to Build

Each Necessaries Outdoor Living Kit comes complete with everything you need, including pre-cut block sized to fit, reinforcements, adhesive, and easy-to-read, step-by-step instructions. Most kits can be built by two people during an afternoon, or less.

Expand Anytime

You can build your project all at once or add new features over time. Because of Necessaries' modularity, expanding your outdoor living space is easy to do whenever you are ready. Kits are not suitable for commercial installations or applications.


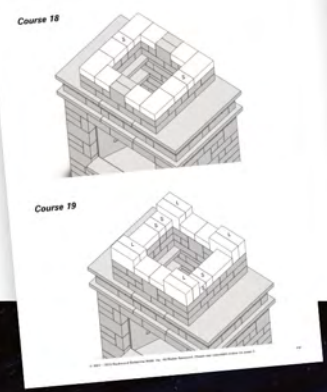
outdoor living kits



Necessaries is a collection of affordable, ready-to-assemble kits for outdoor fireplaces, island bars and grills, tables, waterfalls, fire rings, seatwalls and pillars.

www.outdoorlivingkits.com

Easy-to-read, step-by-step instructions



Necessaries feature Rockwood Retaining Walls' multi-piece, tumbled Lakeland and Riverland wall systems. Mantels and tops are wet cast concrete from limestone originals with smooth, honed surfaces and chiseled edges.

Necessaries Standard Features:

- Easy-to-read, step-by-step instructions
- Rockwood's Lakeland & Riverland blocks
- Reinforcements and concrete cut to fit
- VOC-compliant adhesive and gloves

No cutting, no guessing, no hassles – no problem!

necessaries[™]

kits for outdoor living

ROCKWOOD

RETAINING WALLS

A Better Way



fireplaces

Fireplaces can be built with or without woodbox or hearth kits and all Accessories kits can be customized.

The Grand Fireplace Kit is the perfect centerpiece for your outdoor living room. Its appeal comes from its large profile, universal design and aged appearance. Includes Majestic Products Villawood 36" stainless steel wood-burning insert, log rack and spark curtain.

- 4' stainless stovepipe chimney
- Spark suppressor cap

Optional Grand Woodbox Kit, L or R and Grand Hearth Kit

Necessaries mantels, caps and tops are cast from Indiana limestone originals and have smooth, honed surfaces with hand-chiseled edges.



Silver Creek
STONEWORKS





compact fireplace



colonial fireplace

victorian fireplace



The **Compact** and **Colonial** Fireplace Kits are ideal for smaller backyards and patios. Each kit comes complete with 2.25" thick firebrick, ensuring durability and enhancing the overall appearance. Taller and wider, the **Victorian** Fireplace Kit becomes the focal point in any backyard. Popular for their affordability and smaller footprints, these fireplaces will generate warm accolades from family and guests for years to come.

- 2.25" firebrick for lasting protection

Optional Hearth Kit and Woodbox Kit (left or right side)

Complete your backyard living room with seatwall and pillar kits.

Grand Fire Ring Kit

- 48" D x 12" H (31" interior dia.)
- One-piece, heavy gauge, solid steel insert protects block

Optional:

- **Fire Ring Block Layer:** add layers to increase height
- **Fire Ring Cap:** chiseled edge, eight-piece, in three colors, 2.25" H
- **Swivel Cooking Grate:** removable, heavy steel construction, ADA compliant
- **E-Z Access Spark Screen:** keep ash and sparks inside and debris out, hinged for easy access
- **Cover:** heavy galvanized steel with or without cooking grate slot



grand fire ring
with optional fire ring cap

Victorian Fire Pit Kit

- Four-piece, heavy gauge steel insert protects block
- Optional Swivel Cooking Grate

Designed for slab, paver or gravel bases, the **Grand Gas Fire Ring Kit** has both style and convenience. Smokeless and ashless, it's an ideal alternative for properties with open burning restrictions.

Grand Gas Fire Ring Kit

- Push-button electronic ignition, 65,000 max BTU/hr
- NG or LP fuel type, thermo-couple auto shut-off feature
- #304 stainless steel construction
- 30 lbs. lava rock

Optional:

- **Fire Ring Cap** (chiseled edge, eight-piece, in three colors, 2.25" H)
- **Grand Canyon Ceramic Log Set**
- **Fire Ring Block Layer** adds layers to increase height




victorian fire pit



grand gas fire ring



grand island bar series



These modular kits make it easy to design and build large kitchen and entertainment areas.



Includes Summerset Pro Sizzler 32" NG or LP grill.
Single door with grill shown no longer available.

For outdoor living enthusiasts who love cooking and entertaining, the **Grand Island Bar/Grill Series** is a wonderful addition to your home's backyard.

a) Grand Island Bar/Grill w Storage Kit

- Summerset Sizzler Pro 32" grill
- Stainless steel double doors

b) Grand Island Bar/Grill w Refrigerator Opening Kit

- Summerset Sizzler Pro 32" grill
- Stainless steel double doors

c) Grand Island Bar 8' Kit

d) Grill Surround Kit

- For standing grills, 60" opening

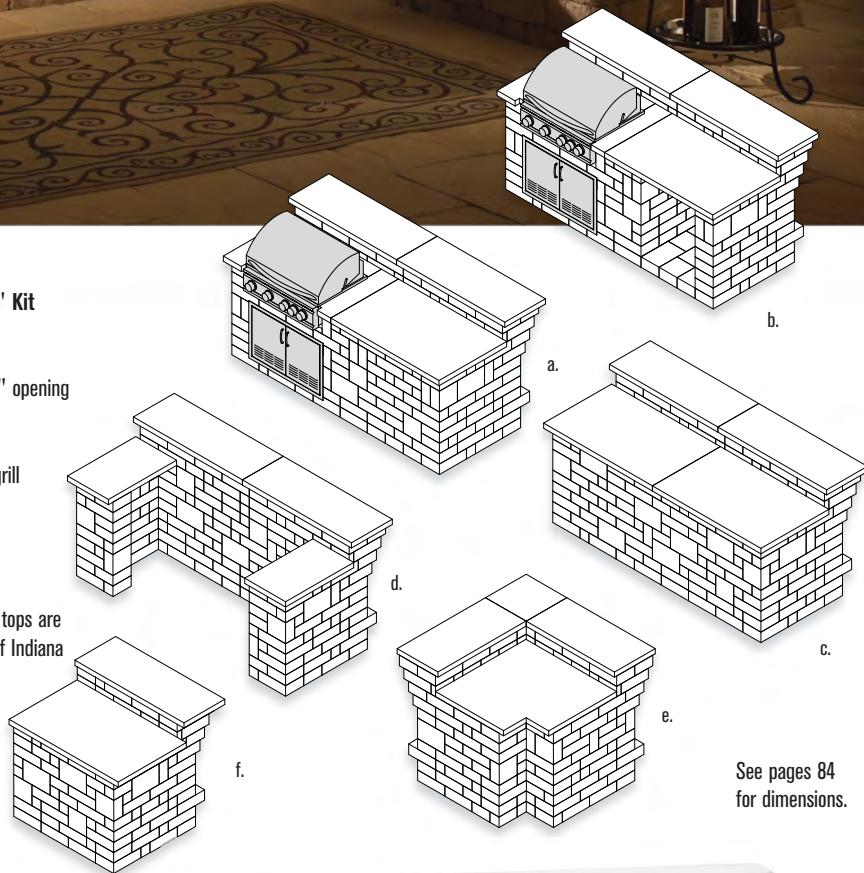
e) Corner Return Kit

- Makes L-shaped bar/grill

f) Bar Section 4' Kit

- Left or right facing

Grand Island Bar Series tops are 2.25" H reproductions of Indiana Limestone originals.



SUMMERSET

www.summersetgrills.com

Summerset Pro Sizzler Grills

- #443 stainless steel construction
- Push-to-turn knob ignition, 3" temp gauge
- 12,000 BTU #304 stainless steel burners
- 15,000 BTU infrared back burner
- Natural gas or propane fuel
- Double-lined hood assures optimal airflow
- 8mm cooking grates won't warp or rust
- Easy-clean briquette system for even heat
- 30" double stainless doors

- LED lights
- 14,000 BTU cast burners
- Heat zone separators
- Interior cooking lights
- Requires 120 volt electrical

Optional Deluxe Rotisserie:

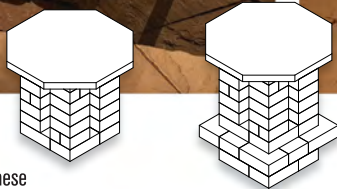
- #304 stainless steel
- Heavy-duty motor
- 25 lb. capacity



See pages 84
for dimensions.



pub/bistro table

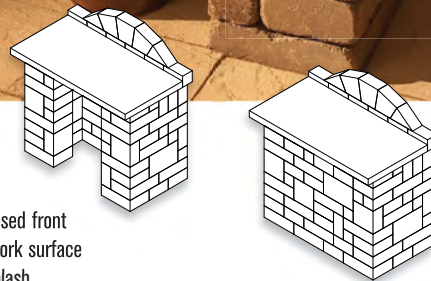


Every outdoor dining and living room should include functional and attractive furniture. These stylish Pub and Bistro Tables are the perfect size for enjoying a cold drink and summertime snacks. The hand-chiseled 36" octagon top adds a distinctive look to any outdoor area.

- Pub/Bistro Table Kit**
- 42" height (Bistro 30" height)
 - 4" foot rail



compact bar



- Compact Bar Kit**
- Builds open or closed front
 - 24" D x 48" W work surface
 - Decorative backsplash



dining table

The **Necessaries Dining Table** is easy to maintain, will never blow away in a storm and will outlast all others. The **Necessaries** table fits easily into any outdoor dining room design.

- 36" W x 96" D (top)
- 30" tall, dining chair height
- Seats eight easily



seatwalls



Shown with optional chiseled top.



pillars

Waterfall kits are easy to build and essentially maintenance-free. These above-ground designs are ideal when in-ground ponds and waterfalls are not an option. Waterfall kits include all plumbing/connections. 120 volt electrical required. Catch basin stones not included.

Grand Waterfall Kit

- 1,350 gph mag drive pump
- 48" half-round basin
- 23" stainless steel spillway
- Optional LED light kit

Compact Waterfall Kit

- 850 gph mag drive pump
- 26" square basin
- 11" stainless steel spillway
- Optional LED light kit



compact waterfall



Pillars can be added to Seatwalls or built as a freestanding landscape feature, such as a property marker or light base.

a) 20" Pillar Kit

- 2.25" H chiseled cap

b) 20" Pillar with Glass Kit

- Pittsburgh Corning Premiere 8" glass block (lights not included or available)
- 2.25" H chiseled cap

c) 24" Pillar Kit

- 2.25" H chiseled cap

d) Lakeland Seatwall Kit

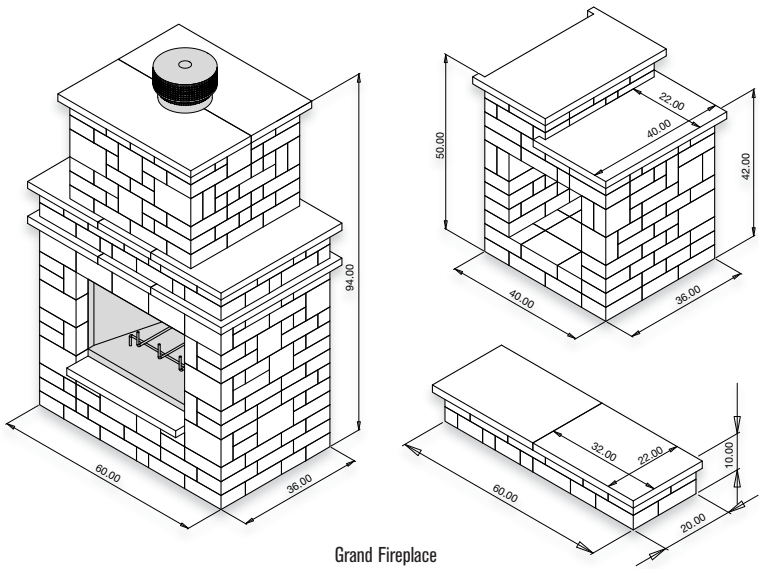
- Creates a 6' straight wall
- Optional chiseled cap

e) Riverland Seatwall Kit

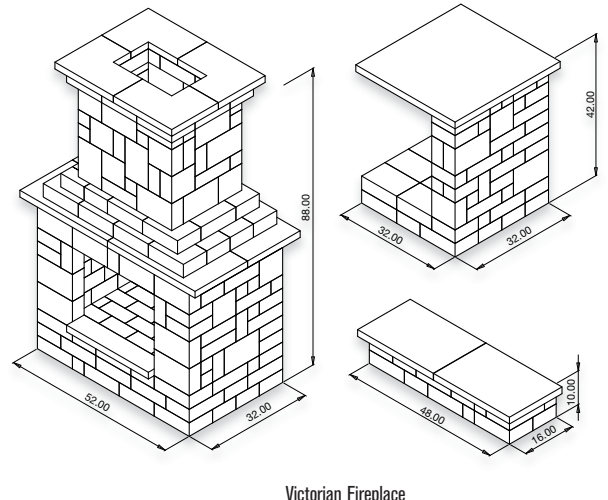
- Creates an 8' radius wall
- Optional chiseled cap



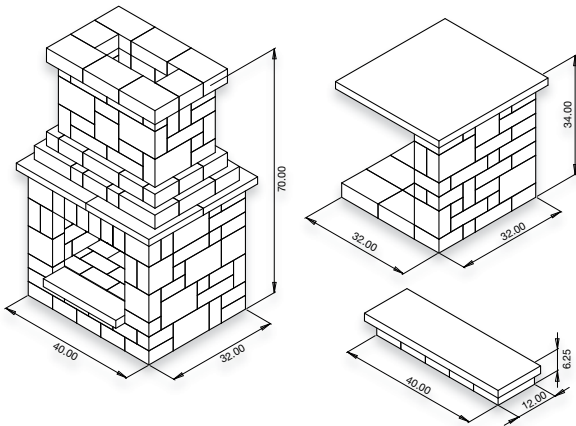
grand waterfall



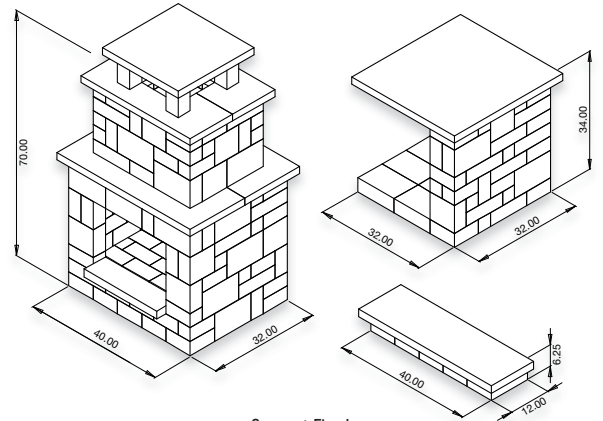
Grand Fireplace



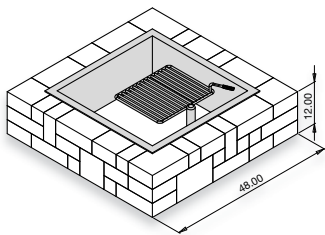
Victorian Fireplace



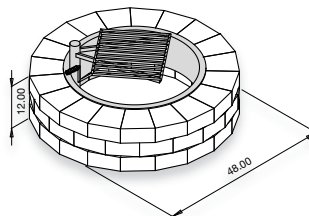
Colonial Fireplace



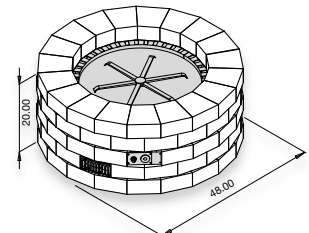
Compact Fireplace



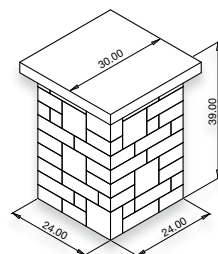
Victorian Fire Pit
Optional cooking grate



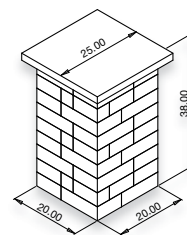
Grand Fire Ring
Optional cooking grate



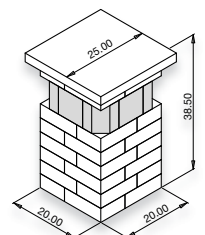
Grand Gas Fire Ring



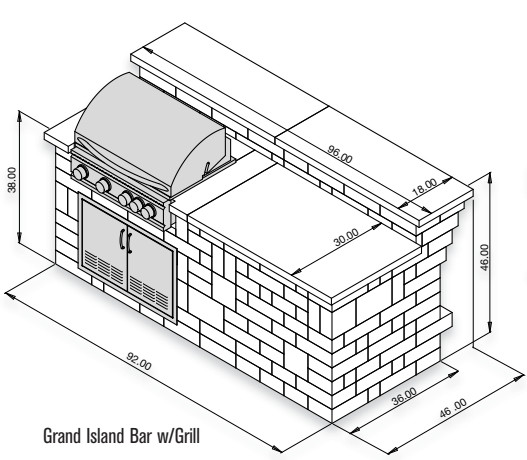
24" Pillar



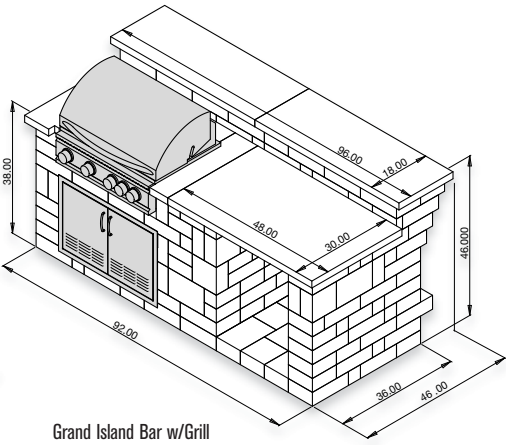
20" Pillar



20" Pillar w/Glass

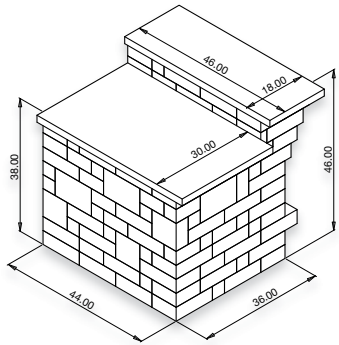
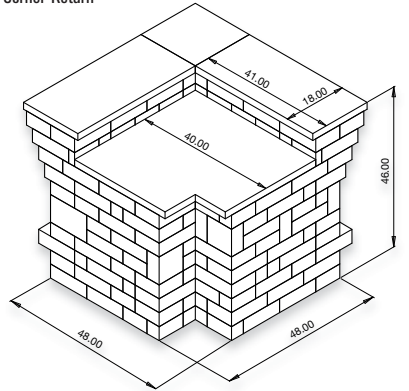


Grand Island Bar w/Grill

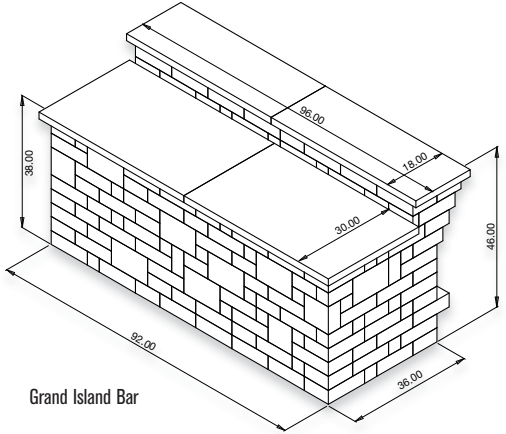


Grand Island Bar w/Grill & Refrigerator Opening

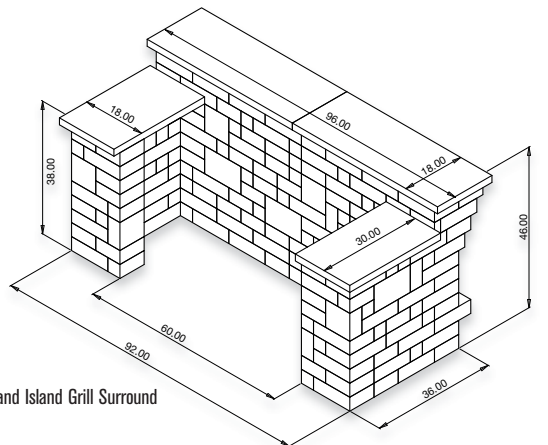
Corner Return



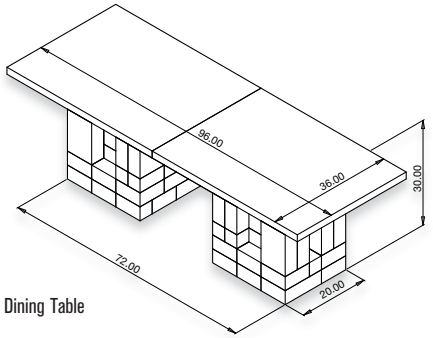
4' Bar Extension



Grand Island Bar

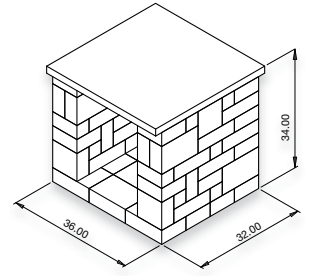
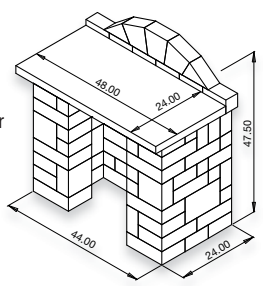


Grand Island Grill Surround

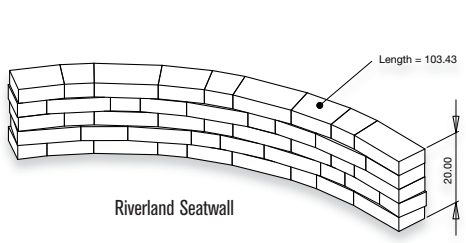


Dining Table

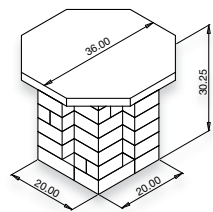
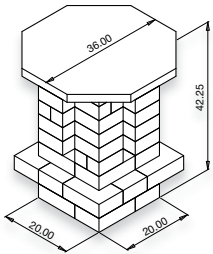
Compact Bar



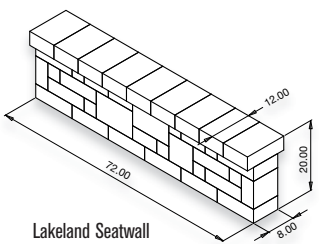
Woodbox/Stand



Riverland Seatwall

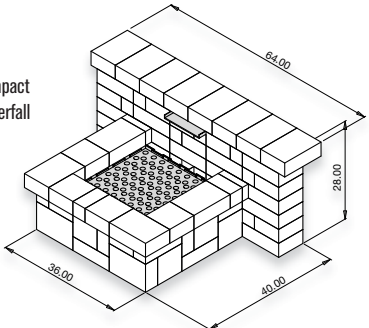


Pub/Bistro Table

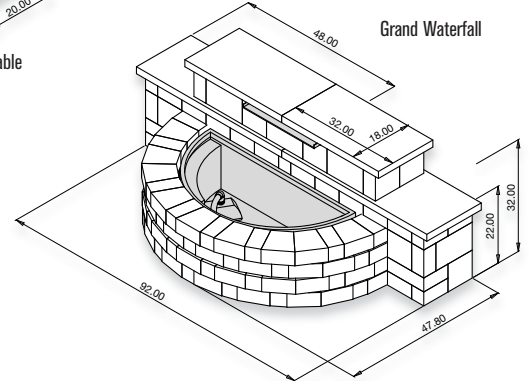


Lakeland Seatwall

Compact Waterfall



Grand Waterfall



kitchen cabinet kits

Kitchen Cabinets are for backyard baking, grilling, dining and entertaining. Elegant, functional and affordable, these high quality kits & components are ready to assemble in any configuration you can imagine.



Kitchen cabinet kits with solid granite tops


Nearly as durable as diamond, granite owes its density and hardness to its origins – solidified under extreme pressure deep within the earth. Granite is as durable as it is beautiful; it's not affected by extremes in temperature and under normal conditions, resists etching by knives, household acids and kitchenware. Choose from two granite top colors. Kitchen Cabinet kits can be ordered with or without tops.

Besides its beauty, granite is:

- Sanitary; when sealed, granite does not harbor bacteria
- Highly resistant to burning or charring from hot pans, appliances, utensils etc.
- 100% natural and non-toxic and is easy to clean

Earthy cabinet colors

Necessaries kits feature Rockwood Retaining Walls' multi-piece, tumbled Lakeland wall block. Its linear design and aged appearance fit well in landscapes of any style or decor. Choose from four cabinet colors.



sizzler

grill kits



SUMMERSET
SUMMERSETGRILLS.COM



woodbox/stand

Woodbox Stand Kit

- 16 W x 16 D x 32" H opening. (4.75 cu. ft.)
- Choice of granite/cabinet colors
- Oven not available

32" Sizzler Pro Grill Cabinet*

- 48" W x 28" D x 37" H
- 4 main burners, 56,000 max BTUs
- 795 sq. in. cooking surface

40" Sizzler Pro Grill Cabinet*

- 56" W x 28" D x 37" H
- 5 main burners, 70,000 max BTUs
- 985 sq. in. cooking surface

SummerSet Sizzler Pro Grills

- #443 stainless steel construction
- Push-to-turn knob ignition
- 3" temp gauge
- 14,000 BTU #304 stainless steel burners
- 15,000 BTU infrared back burner
- Natural gas or propane fuel
- Double-lined hood for optimal heating
- 8mm cooking grates won't warp or rust
- Easy-clean briquette system for even heat
- Exterior LED lights
- Heat zone separators
- Interior cooking lights

* 120 volt electrical required. Includes 30" double stainless doors, choice of granite/cabinet colors.

Deluxe Rotisserie (optional)

- #304 stainless steel
- Heavy-duty motor, 25 lb. capacity

www.summersetgrills.com

The **Island Cabinet Kit** is the centerpiece of your outdoor kitchen. Large enough to seat six adults, with over 28 sq. ft. of surface for prep, dining and entertaining.

- Two easy-glide stainless steel drawers and magnetic-close door
- Choice of granite and cabinet color

Drop in Sink (optional):

- 15" L x 15" W x 6" D basin stainless sink
- Double handle valve stainless faucet
- Stopper/strainer

Prep Center Cabinet Kit:

With over 9 sq. ft. of surface, the Prep Center Cabinet will be appreciated for its generous workspace. Build it with the optional sink, and it will make your outdoor kitchen truly complete.

- Two easy-glide stainless steel drawers and magnetic close door
- Choice of granite/cabinet colors

Drop in Sink (optional):

- 15" L x 15" W x 6" D basin stainless sink
- Double handle valve stainless faucet
- Stopper/strainer



island table



Refrigerator Cabinet Kit:

- 24" W x 24" D x 36" H opening
- Choice of granite and cabinet color
- Refrigerator not available



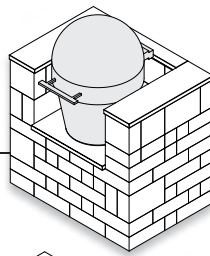
prep center



fridge

Smoker Cabinet Kit:


- 24" W x 24" D opening for your smoker (smoker not available)



Side Burner Cabinet Kit:


Combine the comfort of an indoor kitchen range with all the benefits of being outside. Specially designed for performance and function, Summerset's double side burner is the perfect addition to your outdoor kitchen.

- #304 stainless steel construction
- Push-to-turn knob ignition
- Two easy-glide stainless steel drawers
- 30,000 Btu/hr solid brass burners
- 19.5" x 10.5" cooking surface




Trash Drawer Cabinet Kit:

- #304 stainless steel construction
- Easy-glide pullout drawer, accommodates a 12-gallon trash can



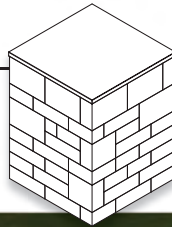
Storage Cabinet Kit:

- Easy-glide stainless steel drawers
- Fully enclosed stainless steel outside



Corner Cabinet Kit: (not shown)

- For L-shaped designs or addnl space



Standard Features:

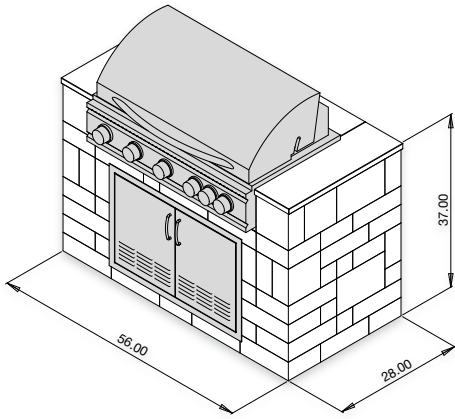
- Easy-to-read, step-by-step instructions
- Rockwood's multipiece Lakeland block in four color choices
- Solid granite tops in two color choices
- Reinforcements and concrete precut and sized to fit
- VOC-compliant adhesive and gloves



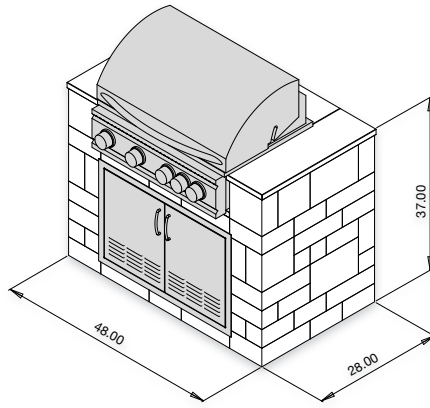
smoker stand



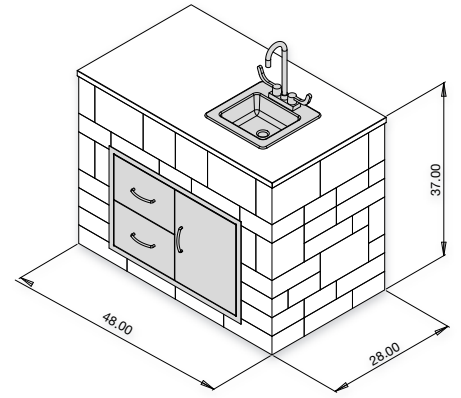
side-burner



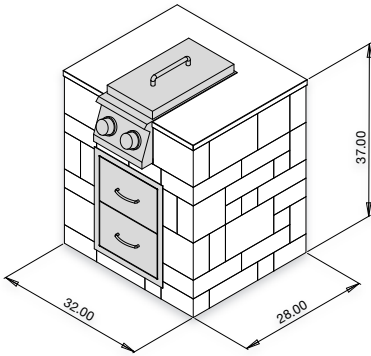
40" Sizzler Grill Cabinet



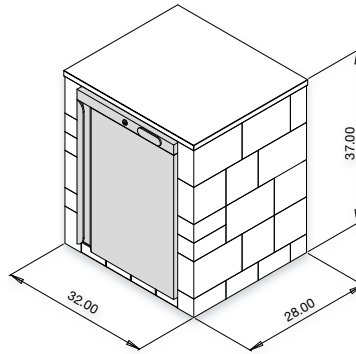
32" Sizzler Grill Cabinet



Prep Station Cabinet
Optional sink

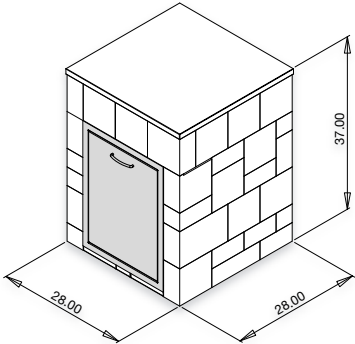
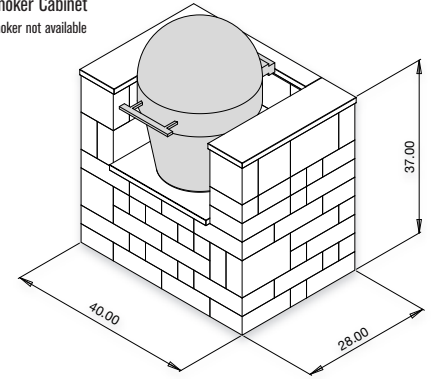


Side Burner Cabinet

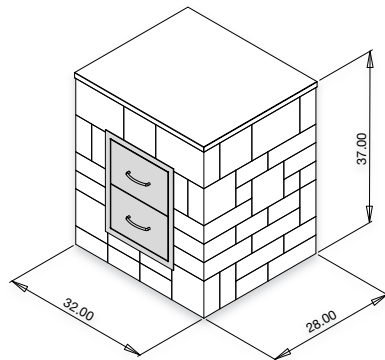


Refrigerator Cabinet
Refrigerator not available

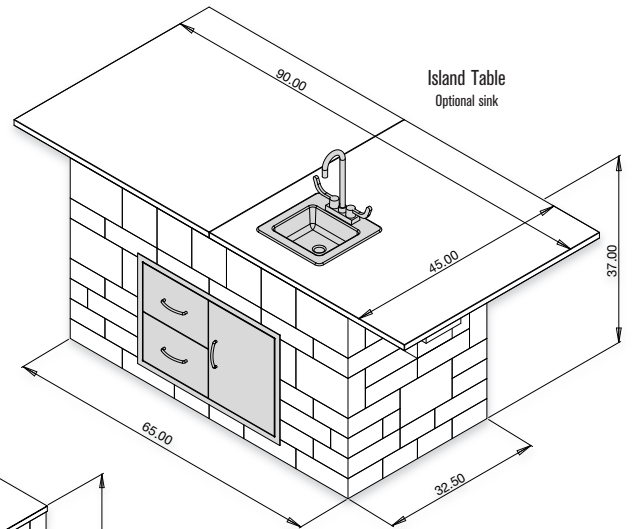
Smoker Cabinet
Smoker not available



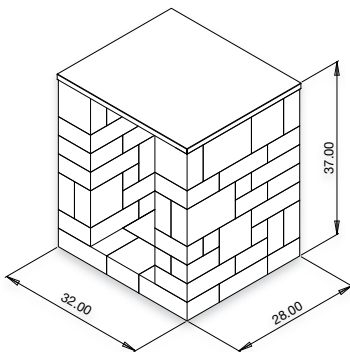
Trash Cabinet



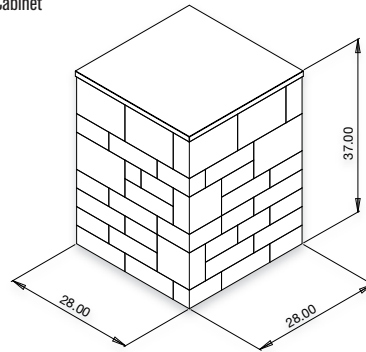
Two Drawer Cabinet



Island Table
Optional sink



Woodbox/Stand Cabinet



Corner Cabinet



protect your investment

Professional grade sands, cleaners and sealers help maintain your patio, pathway or drive's beauty indefinitely.



Choose a joint sand that stands up to the damaging effects of freeze-thaw, erosion, weeds and insects.

Choose the right joint sand the first time

Your paver project represents an investment in your home and the time you spend outdoors. Choose a high-quality polymeric joint sand to protect your investment and minimize your time spent on maintenance. Unlike conventional sands, polymeric sand remains in place, resisting erosion caused by repeated sweeping, wind, rain and even power washing.

Eliminate grass and weeds

Weeds and grasses will take root anywhere they can, including your new patio if not sanded properly. Polymeric sand creates an impenetrable sand joint and represents the best defense available against unwanted vegetation.

Insect protection

Without the proper protection, ants will take up residence in the spaces between pavers. Like weed prevention, polymeric sand forms an impenetrable barrier against ant and insect tunneling.

Like any decorative exterior surface, pavers and landscape tiles aren't immune to the effects of time and use.

Keep your investment clean and beautiful

BBQ grease, motor oil, suntan lotion, fertilizer granules, bird droppings, leaf stains, paint and tire marks conspire to dull the beauty of decorative pavement. Sealing products are the optimal prevention against discoloration caused by weathering, UV rays and salt. Over time, the corrosive forces of nature can take a toll on pavers. Applying a protectant slows the march of time.

Make surfaces easier to clean

The time and effort required for regular cleaning or preparing to entertain is dramatically reduced if your pavement is protected. Sealers are the ultimate protection against oil and other stains.

Choose your look

You can choose the look of your patio, path or drive by the product used to protect its surface. A wet-look or semi-gloss sealer enhances color while matte or natural-look sealers preserve its original appearance. No matter what look you choose, sealing is the essential final step in your project.



Ask for professional joint sands, sealers and cleaners from SEK.



South Atlantic Concrete Products • 4675-B Canton Hwy, Cumming, GA 30040
Phone: 470-239-8727 • Fax: 470-695-4160 • www.southatlanticcp.com

© Copyright 2023. All Rights Reserved. All trademarks and registered trademarks are the property of their respective owners. Rockwood Retaining Walls products are made worldwide under license from Rockwood Retaining Walls, Inc. US and international patents issued and pending. The information presented here has been prepared for the benefit of customers interested in South Atlantic Concrete Products, it was reviewed carefully prior to publication. South Atlantic Concrete Products assumes no liability for its accuracy or completeness. Final determination of the suitability of any information or material for the use contemplated, or for its manner of use, is the sole responsibility of the user. PROPOSITION 65 WARNING: These Products, the fuel used in this Products and other wood and charcoal burning appliances, and the combustion products of such fuels contain chemicals known to the State of California to cause cancer, or birth defects or other reproductive harm. 0223

