

TRAVERTINE CROSS CUT
DESIGN PROJECT

PORCELAIN PERFORMANCE DATA

COLORED BODY PORCELAIN PAVERS - Rectified Monocaliber

PHYSICAL PROPERTIES	TEST ASTM	NORTH AMERICAN STANDARD A137.1*	RESULTS
Water absorption *	C373	≤ 0.5%	COMPLY WITH ANSI A137.1
DCOF Average dynamic coefficient of friction **	BOT 3000 test	≥ 0.6	≥ 0.6
Skid Resistance	DIN 51097 DIN 51130	-	A+B+C R11
Resistance to freeze/thaw cycling *	C1026	As reported	RESISTANT
Resistance to thermal shock	C484	As reported	RESISTANT
Warpage (edge)	C485	Warpage ± 0.4% or ± 0.05 in	COMPLY WITH ANSI A137.1
Warpage (diagonal)	C485	Warpage ± 0.4% or ± 0.07 in	COMPLY WITH ANSI A137.1
Wedging	C502	± 0.25% or ± 0.03 in	COMPLY WITH ANSI A137.1
Chemical resistance	C650	As reported	UNAFFECTED
Resistance to stain	C1378	As reported	UNAFFECTED
Thickness	C499	Range: 0.04 in	COMPLY WITH ANSI A137.1
Breaking strength	C648	250 lbf or greater	COMPLY WITH ANSI A137.1

* Average values referred to our production and related to the matt finish of the product.
** As far as values relating to the matt finish of the product and to tests carried out by the certified external laboratories whose results are available upon request at Headoffice, we are willing to check the lot you are interested in purchasing.
- Be sure to use pavers belonging to the same caliber.
- Test results are available on request.
- The information provided can be subject to change. Please refer to [outdoor.landmarkceramics.com](https://www.outdoor.landmarkceramics.com) for the latest, most accurate and up-to-date information.

For further details about product in 20mm thickness and in particular for recommendations, instructions and restrictions of use and installation, please refer to the Frontier20 catalog or visit the website [outdoor.landmarkceramics.com](https://www.outdoor.landmarkceramics.com)

CERTIFIED

PORCELAIN

TILE

0.1% or less water absorption

VOC

FREE

Member of

IFITCNA

GREEN

CERTIFIED

LEARN MORE ABOUT

LANDMARK

CERAMICS

TRAVERTINE CROSS CUT
DESIGN PROJECT

TRIM PIECES

COLORED BODY PORCELAIN PAVERS - Rectified Monocaliber

STAIRS

STAIR TREAD (*)

GRIP STAIR TREAD (*)

RISER (*)

Rectified

Bullnose

Rectified

Bullnose

Rectified

24"x24"

A: 24" | B: 12"

A: 24" | B: 12"

A: 24" | B: 8"

WALL COVERS

COVER (*)

END COVER (*)

Undecorated border and dripstone

Undecorated border and dripstone

24"x24"

A: 24" | B: 12"

A: 24" | B: 12"

POOLS

LINEAR COVER DRAIN SET (*)

COPING (*)

COPING CORNER (*)

OPEN JOINT WIDTH 0,28" (7/32")

Rectified

Bullnose

Rectified

Bullnose

Rectified

Bullnose

24"x24"

A: 24" | B: 11,63"

A: 24" | B: 12"

A: 24" | B: 12"

(*) Available in standard version (with undecorated borders).

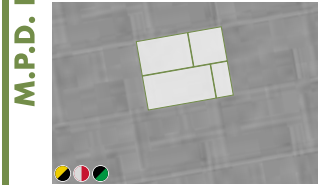


TRAVERTINE CROSS CUT
DESIGN PROJECT

COLORED BODY PORCELAIN PAVERS - Rectified Monocaliber

M.P.D. BIG

M.P.D. BIG ONE*




Module %
24"x48" = 40%
24"x24" = 20%
MIX = 40% **

M.P.D. BIG TWO*



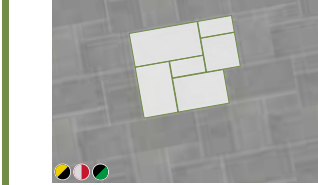
Module %
24"x48" = 50%
MIX = 50% **

M.P.D. BIG THREE*



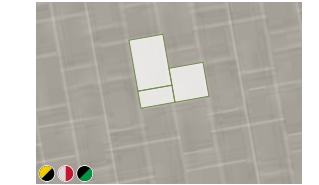
Module %
24"x48" = 40%
24"x24" = 20%
MIX = 40% **

M.P.D. BIG FOUR*



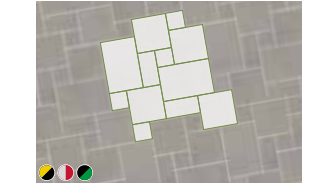
Module %
24"x48" = 28.6%
24"x24" = 14.3%
MIX = 57,14% **

M.P.D. BIG FIVE*



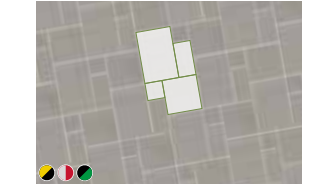
Module %
24"x24" = 33%
MIX = 67% **

M.P.D. BIG SIX*



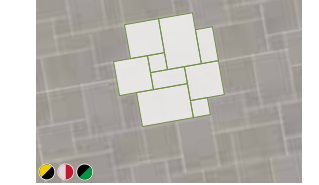
Module %
24"x24" = 45%
12"x12" = 11%
MIX = 44% **

M.P.D. BIG SEVEN*



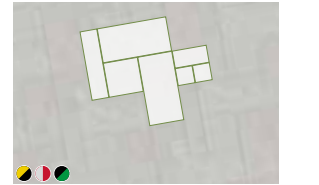
Module %
24"x24" = 31%
12"x12" = 8%
MIX = 61% **

M.P.D. BIG EIGHT*



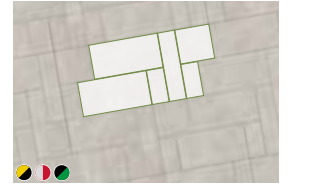
Module %
24"x48" = 31%
24"x24" = 31%
12"x24" = 23%
MIX = 53% **

M.P.D. BIG NINE*




Module %
24"x48" = 58%
12"x48" = 14%
24"x24" = 14%
12"x24" = 8%
12"x12" = 7%

M.P.D. BIG TEN*



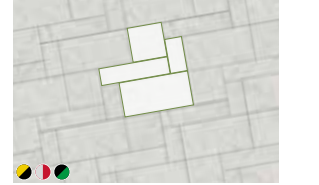
Module %
24"x48" = 58%
12"x48" = 14%
24"x24" = 14%
12"x24" = 14%

M.P.D. BIG ELEVEN*



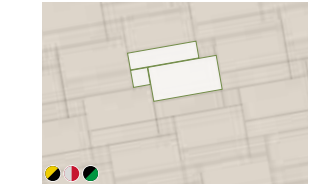
Module %
24"x48" = 31%
12"x48" = 19%
24"x24" = 19%
12"x24" = 15%
12"x12" = 8%

M.P.D. BIG TWELVE*




Module %
24"x48" = 22%
24"x24" = 31%
12"x24" = 23%
12"x12" = 15%

M.P.D. BIG THIRTEEN*



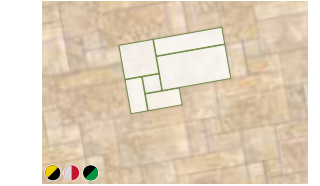
Module %
24"x48" = 62%
12"x48" = 30%
12"x12" = 8%

M.P.D. BIG FOURTEEN*



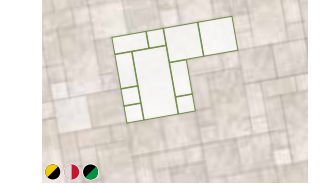
Module %
24"x48" = 67%
12"x48" = 33%

M.P.D. BIG FIFTEEN*



Module %
24"x48" = 38%
12"x48" = 19%
24"x24" = 19%
12"x24" = 19%
12"x12" = 5%

M.P.D. BIG SIXTEEN*



Module %
24"x48" = 31%
24"x24" = 31%
12"x24" = 23%
12"x12" = 15%

M.P.D. BIG SEVENTEEN*



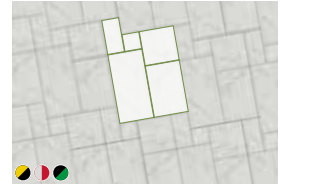
Module %
24"x48" = 33,5%
12"x48" = 33,5%
24"x24" = 17%
12"x24" = 8%
12"x12" = 8%

M.P.D. BIG EIGHTEEN*



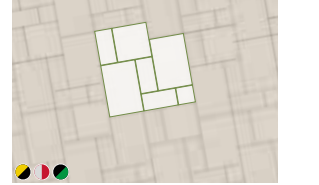
Module %
24"x48" = 50%
12"x48" = 50%

M.P.D. BIG NINETEEN*



Module %
24"x48" = 38%
24"x24" = 5%
MIX = 38% **


M.P.D. BIG TWENTY*



Module %
24"x24" = 18%
12"x24" = 45%
MIX = 78% **


M.P.D. SMALL

M.P.D. SMALL ONE*




Module %
12"x24" = 67%
12"x12" = 33%

M.P.D. SMALL TWO*




Module %
24"x24" = 80%
12"x12" = 20%

M.P.D. SMALL THREE*



Module %
24"x24" = 50%
12"x24" = 50%

M.P.D. SMALL FOUR*



Module %
24"x24" = 67%
12"x24" = 33%

M.P.D. SMALL FIVE*



Module %
24"x24" = 57%
12"x24" = 29%
12"x12" = 14%

M.P.D. SMALL SIX*




Module %
24"x24" = 33%
12"x24" = 50%
12"x12" = 17%

M.P.D. SMALL SEVEN*



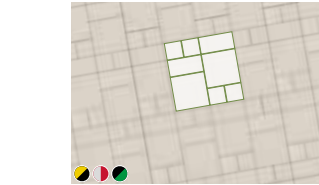
Module %
24"x24" = 57%
12"x24" = 29%
12"x12" = 14%

M.P.D. SMALL EIGHT*



Module %
24"x24" = 44%
12"x24" = 45%
12"x12" = 11%

M.P.D. SMALL NINE*



Module %
24"x24" = 50%
12"x24" = 25%
12"x12" = 25%

M.P.D. SMALL TEN*



Module %
12"x24" = 75%
12"x12" = 25%

- Available colors
- Travertine Cross Cut White
 - Travertine Cross Cut Cream
 - Travertine Cross Cut Silver

* Modular products with 6 mm joint (approx 1/4").
** NOTE: The 24"x36" and 12"x24" sizes (MIX) are palletized together on the same single pallet containing the correct percentages of each size.



TRAVERTINE
CROSS CUT
DESIGN PROJECT

TRAVERTINE CROSS CUT
DESIGN PROJECT

AMERICANSTONE ★

COLORED BODY PORCELAIN PAVERS - Rectified Monocaliber

MEET THE AMERICAN LOOK.

Travertine Cross Cut Design Project is Landmark's tribute to this iconic stone in terms of colors and sizing. The project proposes the modern porcelain pavers-based **reinterpretation of Cross Cut Travertine in multiple sizes**, available in 4 different colorations to be inspired from.

COLORS FOR A TIMELESS BEAUTY.

The surface graphics reproduce the **balanced layering of the natural stone** with a precious pattern of **soft cross-cut veins** to achieve an absolute beauty and to recreate the timeless appeal of the original material.

A WIDE RANGE OF SIZES FOR MULTIPLE PATTERNS.

Thanks to its **new broad selection of sizes**, ranging from traditional 12"x12" to the large size 24"x48", Travertine Cross Cut Design Project allows a **variety of single and multi-size laying patterns** to meet every design need.



PROJECT
OUTDOOR FLOOR DESIGN
Frontier20 Travertine Cross Cut White - 24"x48" - 24"x24" - 12"x24" - 12"x12"
Frontier20 Travertine Cross Cut White Grip Stair Tread - 12"x24"
Frontier20 Travertine Cross Cut White Riser - 8"x24"
WALL DESIGN
Brick World Soho Black - 3"x12"
Frontier20 Travertine Cross Cut White - 24"x48"
FLOWER BEDS
Frontier20 Travertine Cross Cut White - 24"x48"
INDOOR FLOOR & WALL DESIGN
Charme Calacatta Gold - 24"x48"



PROJECT
OUTDOOR FLOOR DESIGN
Frontier20 Travertine Cross Cut Silver - 24"x48" - 24"x48" - 24"x24" - 12"x24"
Frontier20 Travertine Cross Cut Silver Stair Tread - 12"x24"
Frontier20 Travertine Cross Cut Silver Riser - 6"x48"
WALL DESIGN
Brick World Soho Black - 3"x12"
Frontier20 Travertine Cross Cut Silver - 24"x48"
INDOOR FLOOR DESIGN
Spirit Old Maple - 8"x40"

FRONTIER20

COLORED BODY PORCELAIN PAVERS - Rectified Monocaliber

TRAVERTINE
CROSS CUT WHITE



NEW
2021
SIZES

TRAVERTINE
CROSS CUT SILVER



NEW
2021
SIZES

Available sizes



Available sizes



PROJECT
OUTDOOR FLOOR DESIGN
Frontier20 Travertine Cross Cut Silver - 24"x48" - 24"x24" - 12"x24"
WALL DESIGN
Brick World Soho Black - 3"x12"

The color of tiles printed in this catalog may differ from actual tiles. Tile color reproductions in this catalog are representative only. Slight tone and shade variations are inherent in porcelain tiles. Before selecting a color, we recommend that you contact your local representative, who will provide you with a sample piece of the requested tile.

This porcelain tile product is manufactured with a V2 shade variation. Remember that the amount of color as well as the texture of each piece may vary from tile to tile. Inspect the product immediately upon delivery and select tiles from many boxes during installation to minimize and blend any possible color difference.

TRAVERTINE
CROSS CUT CREAM



NEW
2021
SIZES

TRAVERTINE
CROSS CUT NOCE



Available sizes




Available size



PROJECT
OUTDOOR FLOOR DESIGN
Frontier20 Travertine Cross Cut Cream - 24"x48" - 12"x48" - 24"x24" - 12"x24" - 12"x12"
Frontier20 Travertine Cross Cut Cream Stair Tread - 12"x24"
Frontier20 Travertine Cross Cut Cream Riser - 6"x48"


Color Shading



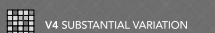
V1 UNIFORM APPEARANCE



V2 SLIGHT VARIATION



V3 MODERATE VARIATION



V4 SUBSTANTIAL VARIATION

◆ NOTE: 24"x36" is sold as mix (24"x36" + 12"x24") along with 12"x24". The two sizes are palletized on the same pallet and sold together.

AMERICANSTONE ★



PROJECT
OUTDOOR FLOOR DESIGN
Frontier20 Travertine Cross Cut Cream - 24"x48" - 12"x48" - 24"x24" - 12"x24" - 12"x12"
Frontier20 Travertine Cross Cut Cream Stair Tread - 12"x48"
Frontier20 Travertine Cross Cut Cream Riser - 6"x48"
WALL DESIGN
Frontier20 Travertine Cross Cut Cream - 12"x48"
Vision Dove - 24"x48"



PROJECT
FLOOR DESIGN
Frontier20 Travertine Cross Cut Noce - 24"x24" - 24"x12"
Frontier20 Travertine Cross Cut Noce Coping Corner - 24"x12"
WALL DESIGN
Spirit Old Maple - 8"x40"



PROJECT
FLOOR DESIGN
Frontier20 Travertine Cross Cut White - 24"x24"



PROJECT
FLOOR DESIGN
Frontier20 Travertine Cross Cut Silver - 24"x24"
WALL DESIGN
Frontier20 Travertine Cross Cut Silver - 24"x24"
COUNTER
Frontier20 Travertine Cross Cut Silver - 24"x24"