



# TRIM TILES

FRONTIER<sup>20</sup>

 **LANDMARK**  
CERAMICS

## A new landmark in the ceramic industry

Landmark Ceramics is an American company, based in Tennessee that has set out to research, manufacture and sell top quality porcelain ceramics in North America, taking advantage of the proven experience of the Gruppo Concorde, an international leader in the sector. Technological innovation, market presence, attention to detail, the welfare of people and the environment, efficient service and a thorough product range make Landmark a new benchmark in the North American market for those who are looking for a reliable partner for any building and architecture project using US made top quality porcelain pavers.

# FRONTIER20

**Frontier20 is a line of porcelain pavers** that is perfectly suited for the outdoors. The market's demand for a stain proof, slip resistant, chemical resistant, no maintenance product lead to the development of a revolutionary aesthetically superior product that is versatile enough for exteriors as well as interiors. combining the highest level of quality control and technology with state of the art equipment, age old practices have been revitalized to offer a superior Industry leading product. Frontier20 offers a never before seen dimension to your outdoor living area! Please continue to be amazed at extremely realistic natural stone and wood look products.



TRIM TILES	2
TRIM TILES RANGE	12
PRODUCT RANGE	18

INFORMATION AND RECOMMENDATIONS	52
CLEANING INFORMATION	54
PERFORMANCES	56

LEARN MORE ABOUT





# TRIM TILES TO LANDSCAPE THE OUTDOORS.

Frontier20 includes a complete range of **special trim pieces** to seamlessly complete and accentuate the landscaping of outdoor spaces. The trim tiles represent the ideal solution for the planning of outdoor spaces, **commercially or residentially**. The special trims feature coordinated aesthetics to match those of the **Landmark porcelain paver**, for projects that demand **total visual continuity**.

## DESTINATION OF USE.

- STAIRS
- POOLS
- WALL COVERS

### PROJECT

FLOOR DESIGN  
Frontier20 Silver Quartz - 24"x24"  
Frontier20 Silver Quartz Linear Cover Drain Set - 24"x24"  
Frontier20 Silver Quartz Coping - 24"x13"  
Frontier20 Silver Quartz Coping Corner - 24"x13"  
Frontier20 Silver Quartz Stair Tread - 24"x13"  
Frontier20 Silver Quartz Stair Tread Grip - 24"x13"  
Frontier20 Silver Quartz Riser - 24"x8"  
Frontier20 Silver Quartz Cover - 24"x12"  
Frontier20 Silver Quartz End Cover - 24"x12"

STAIR TREAD  
P. 7

GRIP STAIR TREAD  
P. 7

RISER  
P. 7

COPING  
P. 9

LINEAR COVER DRAIN SET  
P. 9

COPING CORNER  
P. 9

END COVER  
P. 11

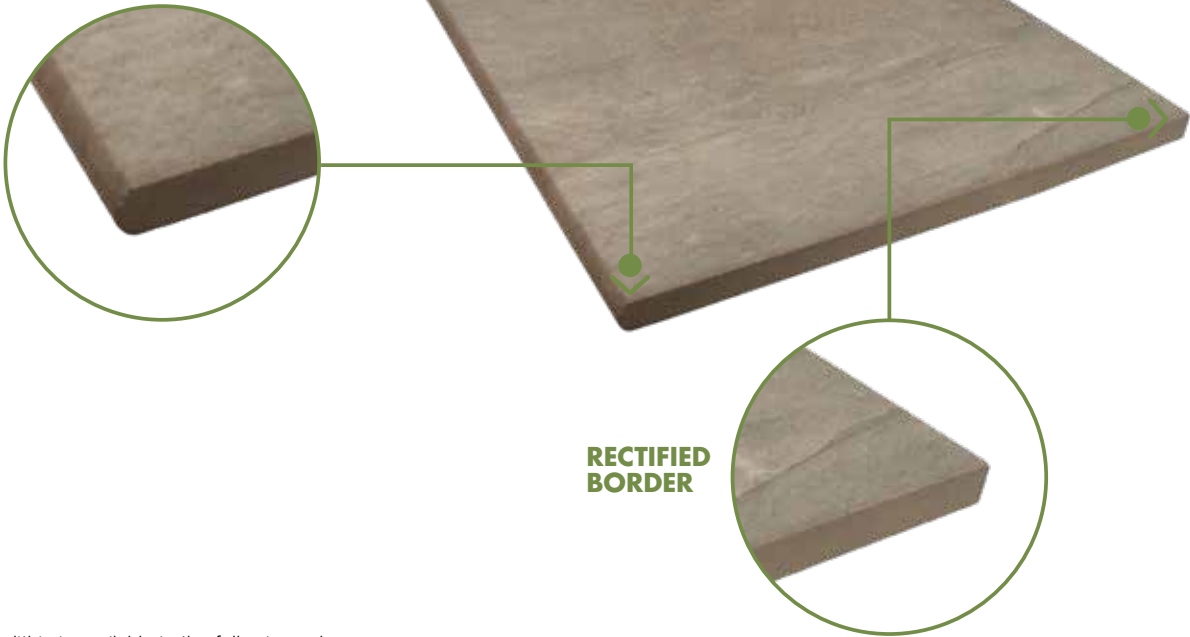
COVER  
P. 11



COPING &  
STAIR TREAD  
MONOLITHIC.  
A UNIQUE  
PIECE, A  
THOUSAND  
SOLUTIONS.

\_Coping & Stair Tread Monolithic\* is processed in order to cater to multiple needs in outdoor design. **Two different border shapes**, bullnose (rounded) border and rectified border, in one single piece: freedom for projects with the excellent technical performance of porcelain stoneware.

BULLNOSE  
BORDER



RECTIFIED  
BORDER

\* Coping & Stair Tread Monolithic is available in the following colors:  
Barge Gold, Multicolor Gold, Silver Quartz, Vintage Slab.



STAIR TREAD MONOLITHIC  
(RECTIFIED BORDER)



STAIR TREAD MONOLITHIC  
(BULLNOSE BORDER)



GRIP STAIR TREAD MONOLITHIC  
(RECTIFIED BORDER)



GRIP STAIR TREAD MONOLITHIC  
(BULLNOSE BORDER)

DESTINATION OF USE.

- STAIRS
- POOLS

\_A trim piece offering outstanding versatility, both in terms of look and efficiency. Thanks to its two different border shapes, Coping & Stair Tread Monolithic is suitable both for **swimming pool copings** and for **stairs**, in two different versions: with or without grip strips.



COPING MONOLITHIC  
(ONLY BULLNOSE BORDER)

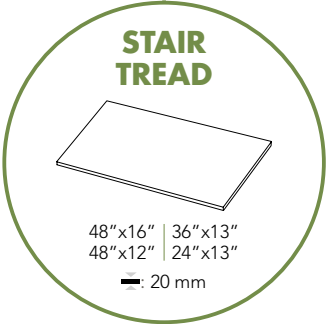
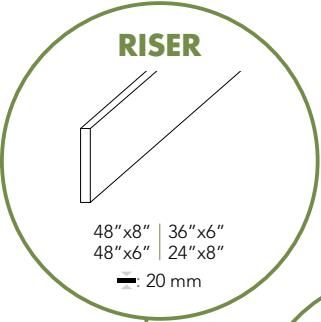

# STAIRS WITH AN IN-DEMAND AESTHETIC THAT IS ALSO HIGH PERFORMING.

## SYSTEM.

- STAIR TREAD
- GRIP STAIR TREAD
- RISER

## ADVANTAGES.

- RESISTANCE TO SALTS
- RESISTANCE TO CHEMICALS
- TECHNICAL PERFORMANCE
- ANTI-SLIP
- VISUAL CONTINUITY TO THE OUTDOOR FLOOR





# COMFORT AND STYLE FOR SWIMMING POOL AREAS.

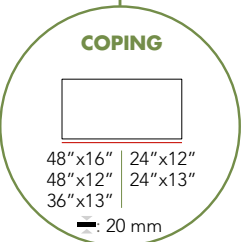
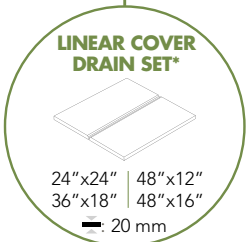
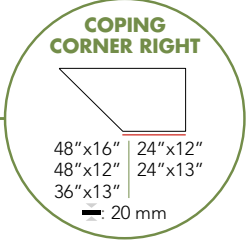
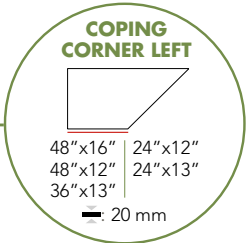

## SYSTEM.

- LINEAR COVER DRAIN SET
- COPING
- COPING CORNER

## ADVANTAGES.

- RESISTANCE TO SALTS
- RESISTANCE TO CHEMICALS
- ANTI-SLIPPERINESS
- DURABILITY
- EASY TO CLEAN
- VISUAL CONTINUITY TO THE OUTDOOR FLOOR

\* The Linear Cover Drain Set is made-up of two pieces, each having a further beveled and polished edge. The two pieces are studied to be laid with the beveled and polished edges facing each other in order to create an open joint. See pages 37, 38, 39, 40 for more details.





# WALL COVERS: PROTECTION FROM WATER AND VISUAL CONTINUITY.

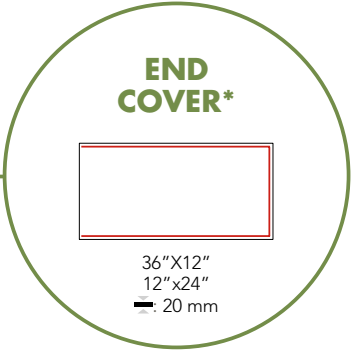
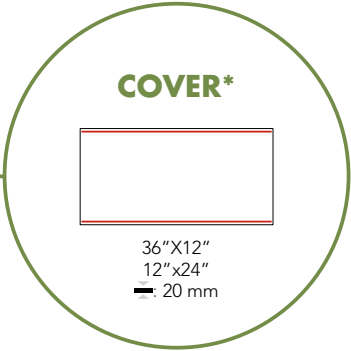
## SYSTEM.

- COVER
- END-COVER

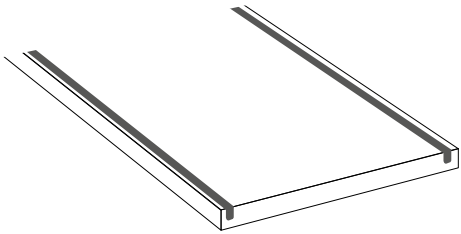
## ADVANTAGES.

- ANTI-DETERIORATION
- EASY TO CLEAN
- PROTECTS THE WALL FROM WATER INFILTRATION

\* Both Cover and End-Cover have dripstone and undecorated borders.



## DRIPOSTONE



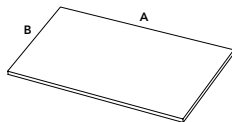


TRIM TILES RANGE 24"x24"

STAIRS

STAIR TREAD  
MONOLITHIC\*\*

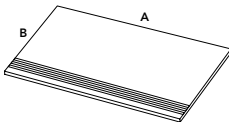
TRIM DIMENSIONS



A: 24"  
B: 13"

GRIP STAIR TREAD  
MONOLITHIC\*\*

TRIM DIMENSIONS

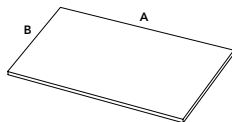


A: 24"  
B: 13"



STAIR TREAD\*

TRIM DIMENSIONS

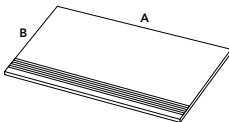


A: 24"  
B: 13"




GRIP STAIR TREAD\*

TRIM DIMENSIONS

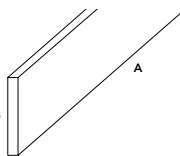


A: 24"  
B: 13"



RISER\*

TRIM DIMENSIONS




A: 24"  
B: 8"



WALL COVERS

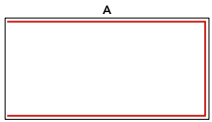
COVER\*

TRIM DIMENSIONS



A: 24"  
B: 12"

END COVER\*




\* Available in standard version (with undecorated borders).  
\*\* Monolithic trim pieces (with decorated borders), available in the following colors:  
Barge Gold, Multicolor Gold, Silver Quartz, Vintage Slab.

TRIM TILES RANGE 24"x24"

POOLS

COPING  
MONOLITHIC\*\*

TRIM DIMENSIONS

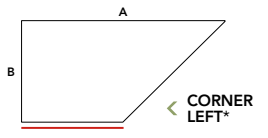


A: 24"  
B: 13"

Only bullnose border

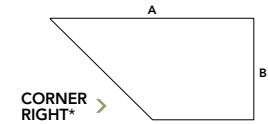
COPING CORNER  
MONOLITHIC\*\*

TRIM DIMENSIONS



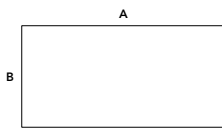
A: 24"  
B: 13"

Only bullnose border



COPING\*

TRIM DIMENSIONS



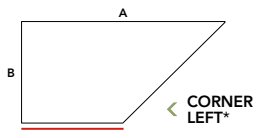
A: 24"  
B: 13"

A: 24"  
B: 12"



COPING CORNER\*

TRIM DIMENSIONS



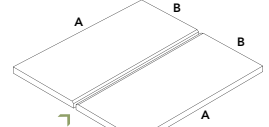
A: 24"  
B: 13"

A: 24"  
B: 12"



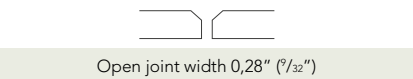
LINEAR COVER  
DRAIN SET\*

TRIM DIMENSIONS



A: 24"  
B: 11,63"

OPEN JOINT  
WIDTH 0,28" (9/32")



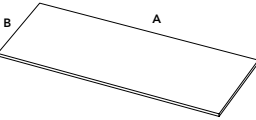
\* Available in standard version (with undecorated borders).  
\*\* Monolithic trim pieces (with decorated borders), available in the following colors:  
Barge Gold, Multicolor Gold, Silver Quartz, Vintage Slab.



TRIM TILES RANGE 18"x36"

STAIRS

STAIR TREAD\*



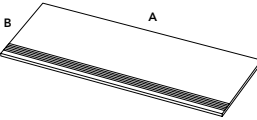
A: 36"

B: 13"

Rectified

Bullnose

GRIP STAIR TREAD\*



A: 36"

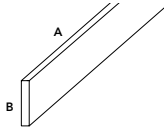
B: 13"

Rectified

Bullnose

STAIRS

RISER\*




A: 36"

B: 6"

Rectified

WALL COVERS

COVER\*

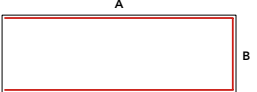


A: 36"

B: 12"

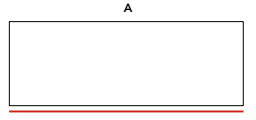
Undecorated border and dripstone

END COVER\*



POOLS

COPING\*



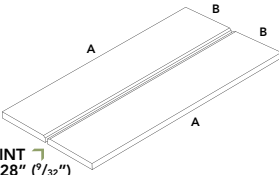
A: 36"

B: 13"

Rectified

Bullnose

LINEAR COVER DRAIN SET\*

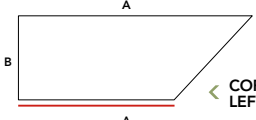


A: 36"

B: 8,71"

Open joint width 0,28" (9/32")

COPING CORNER\*

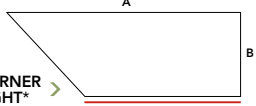


A: 36"

B: 13"

Rectified

Bullnose



A: 36"

B: 13"

Rectified

Bullnose

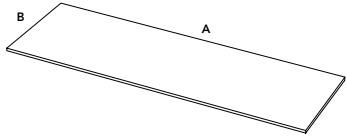
\* Available just in standard version (with undecorated borders)

**20** THICKNESS  
PORCELAIN PAVERS

TRIM TILES RANGE 12"x48"

STAIRS

STAIR TREAD\*



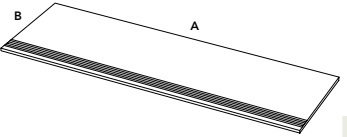
A: 48"

B: 12"

Rectified

Bullnose

GRIP STAIR TREAD\*



A: 48"

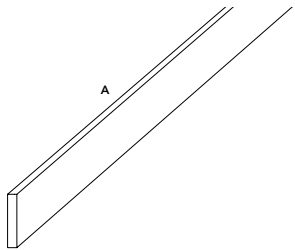
B: 12"

Rectified

Bullnose

STAIRS

RISER\*



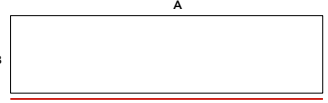
A: 48"

B: 6"

Rectified

POOLS

COPING\*



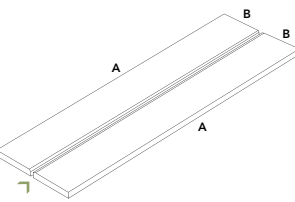
A: 48"

B: 12"

Rectified

Bullnose

LINEAR COVER DRAIN SET\*

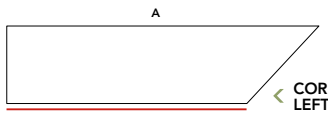


A: 48"

B: 5,76"

Open joint width 0,28" (9/32")

COPING CORNER\*

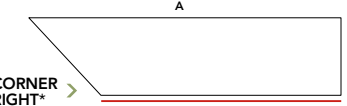


A: 48"

B: 12"

Rectified

Bullnose



A: 48"

B: 12"

Rectified

Bullnose

\* Available just in standard version (with undecorated borders)

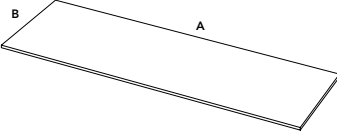
14

15



STAIRS

STAIR TREAD\*

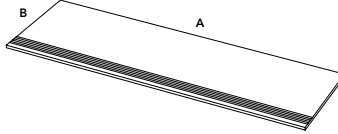


A: 48"  
B: 16"

Rectified

Bullnose

GRIP STAIR TREAD\*



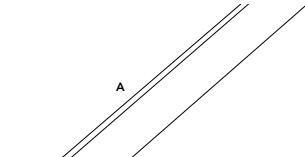
A: 48"  
B: 16"

Rectified

Bullnose



RISER\*

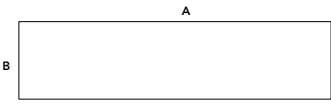


A: 48"  
B: 8"

Rectified

POOLS

COPING\*

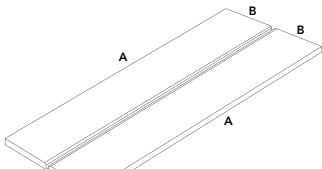


A: 48"  
B: 16"

Rectified

Bullnose

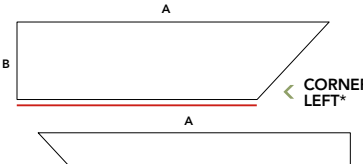
LINEAR COVER DRAIN SET\*



A: 48"  
B: 7,73"

Open joint width 0,28" (9/32")

COPING CORNER\*



A: 48"  
B: 16"

Rectified

Bullnose

\* Available just in standard version (with undecorated borders)





TRAVERTINE LOOK

TRAVERTINE CROSS CUT WHITE AMERICANSTONE★



Available size



24"x24"  
± 0.8"

Color shading



TRIM TILES ± 0.8"

STAIRS

STAIR TREAD

(undecorated border)  
24"x13"

Rectified Bullnose

GRIP STAIR TREAD

(undecorated border)  
24"x13"

Rectified Bullnose

RISER

(undecorated border)  
24"x8"

Rectified

WALL COVERS

COVER

(undecorated border)  
24"x12"

Undecorated border and

END COVER

(undecorated border)  
24"x12"

Undecorated border and

POOLS

COPING

(undecorated border)  
24"x13" - 24"x12"

Rectified Bullnose

COPING CORNER LEFT

(undecorated border)  
24"x13" - 24"x12"

Rectified Bullnose

COPING CORNER RIGHT

(undecorated border)  
24"x13" - 24"x12"

Rectified Bullnose

LINEAR COVER DRAIN SET

(undecorated border)  
24"x11,63"

Open joint width 0,28" (1/32")

The color of pavers printed in this catalog may differ from actual pavers. Paver color reproductions in this catalog are representative only. Slight tone and shade variations are inherent in porcelain pavers. Before selecting a color, we recommend that you contact your local representative, who will provide you with a sample piece of the requested paver. This porcelain paver product is manufactured with a V1/V2/V3/V4 shade variation. Remember that the amount of color as well as the texture of each piece may vary from paver to paver. Inspect the product immediately upon delivery and select pavers from many boxes during installation to minimize and blend any possible color difference.

TRAVERTINE LOOK

TRAVERTINE CROSS CUT SILVER AMERICANSTONE★



Available size



24"x24"  
± 0.8"



Color shading



TRIM TILES ± 0.8"

STAIRS

STAIR TREAD

(undecorated border)  
24"x13"

Rectified Bullnose

GRIP STAIR TREAD

(undecorated border)  
24"x13"

Rectified Bullnose

RISER

(undecorated border)  
24"x8"

Rectified

WALL COVERS

COVER

(undecorated border)  
24"x12"

Undecorated border and

END COVER

(undecorated border)  
24"x12"

Undecorated border and

POOLS

COPING

(undecorated border)  
24"x13" - 24"x12"

Rectified Bullnose

COPING CORNER LEFT

(undecorated border)  
24"x13" - 24"x12"

Rectified Bullnose

COPING CORNER RIGHT

(undecorated border)  
24"x13" - 24"x12"

Rectified Bullnose

LINEAR COVER DRAIN SET

(undecorated border)  
24"x11,63"

Open joint width 0,28" (1/32")

Color Shading

UNIFORM APPEARANCE

SLIGHT VARIATION

MODERATE VARIATION

SUBSTANTIAL VARIATION



TRAVERTINE LOOK

TRAVERTINE CROSS CUT CREAM AMERICANSTONE ★



NEW 2019

Available size



24" x 24"  
± 0.8"

Color shading



TRIM TILES ± 0.8"

STAIRS	 STAIR TREAD (undecorated border) 24"x13" Rectified Bullnose	 GRIP STAIR TREAD (undecorated border) 24"x13" Rectified Bullnose	 RISER (undecorated border) 24"x8" Rectified	WALL COVERS	 COVER (undecorated border) 24"x12" Undecorated border and	 END COVER (undecorated border) 24"x12" Undecorated border and
	POOLS	 COPING (undecorated border) 24"x13" - 24"x12" Rectified Bullnose	 COPING CORNER LEFT (undecorated border) 24"x13" - 24"x12" Rectified Bullnose		 COPING CORNER RIGHT (undecorated border) 24"x13" - 24"x12" Rectified Bullnose	 LINEAR COVER DRAIN SET (undecorated border) 24"x11,63" Open joint width 0,28" (1/32")

The color of pavers printed in this catalog may differ from actual pavers. Paver color reproductions in this catalog are representative only. Slight tone and shade variations are inherent in porcelain pavers. Before selecting a color, we recommend that you contact your local representative, who will provide you with a sample piece of the requested paver. This porcelain paver product is manufactured with a V1/V2/V3/V4 shade variation. Remember that the amount of color as well as the texture of each piece may vary from paver to paver. Inspect the product immediately upon delivery and select pavers from many boxes during installation to minimize and blend any possible color difference.

TRAVERTINE LOOK

TRAVERTINE CROSS CUT NOCE AMERICANSTONE ★



NEW 2019

Available size



24" x 24"  
± 0.8"

10% MIN. ON PERMANENT RECYCLED MATERIAL

Color shading



TRIM TILES ± 0.8"

STAIRS	 STAIR TREAD (undecorated border) 24"x13" Rectified Bullnose	 GRIP STAIR TREAD (undecorated border) 24"x13" Rectified Bullnose	 RISER (undecorated border) 24"x8" Rectified	WALL COVERS	 COVER (undecorated border) 24"x12" Undecorated border and	 END COVER (undecorated border) 24"x12" Undecorated border and
	POOLS	 COPING (undecorated border) 24"x13" - 24"x12" Rectified Bullnose	 COPING CORNER LEFT (undecorated border) 24"x13" - 24"x12" Rectified Bullnose		 COPING CORNER RIGHT (undecorated border) 24"x13" - 24"x12" Rectified Bullnose	 LINEAR COVER DRAIN SET (undecorated border) 24"x11,63" Open joint width 0,28" (1/32")

Color Shading


UNIFORM APPEARANCE	SLIGHT VARIATION	MODERATE VARIATION	SUBSTANTIAL VARIATION



BLUESTONE LOOK

BLUESTONE FULL COLOR

AMERICANSTONE ★



Color shading



TRIM TILES ± 0.8"


STAIRS	 STAIR TREAD (undecorated border) 24"x13" Rectified Bullnose	 GRIP STAIR TREAD (undecorated border) 24"x13" Rectified Bullnose	 RISER (undecorated border) 24"x8" Rectified	WALL COVERS	 COVER (undecorated border) 24"x12" Undecorated border and	 END COVER (undecorated border) 24"x12" Undecorated border and
	 COPING (undecorated border) 24"x13" - 24"x12" Rectified Bullnose	 COPING CORNER LEFT (undecorated border) 24"x13" - 24"x12" Rectified Bullnose	 COPING CORNER RIGHT (undecorated border) 24"x13" - 24"x12" Rectified Bullnose		 LINEAR COVER DRAIN SET (undecorated border) 24"x11,63" Open joint width 0,28" (1/32")	

The color of pavers printed in this catalog may differ from actual pavers. Paver color reproductions in this catalog are representative only. Slight tone and shade variations are inherent in porcelain pavers. Before selecting a color, we recommend that you contact your local representative, who will provide you with a sample piece of the requested paver. This porcelain paver product is manufactured with a V1/V2/V3/V4 shade variation. Remember that the amount of color as well as the texture of each piece may vary from paver to paver. Inspect the product immediately upon delivery and select pavers from many boxes during installation to minimize and blend any possible color difference.

BLUESTONE LOOK

BLUESTONE BLUE SELECT

AMERICANSTONE ★



Color shading



TRIM TILES ± 0.8"

STAIRS	 STAIR TREAD (undecorated border) 24"x13" Rectified Bullnose	 GRIP STAIR TREAD (undecorated border) 24"x13" Rectified Bullnose	 RISER (undecorated border) 24"x8" Rectified	WALL COVERS	 COVER (undecorated border) 24"x12" Undecorated border and	 END COVER (undecorated border) 24"x12" Undecorated border and
	 COPING (undecorated border) 24"x13" - 24"x12" Rectified Bullnose	 COPING CORNER LEFT (undecorated border) 24"x13" - 24"x12" Rectified Bullnose	 COPING CORNER RIGHT (undecorated border) 24"x13" - 24"x12" Rectified Bullnose		 LINEAR COVER DRAIN SET (undecorated border) 24"x11,63" Open joint width 0,28" (1/32")	

Color Shading




FLAGSTONE LOOK

FLAGSTONE PINK-TAN


AMERICANSTONE ★




Available sizes




24"x48"  
± 0.8"




24"x36"  
± 0.8"



24"x24"  
± 0.8"



24"x12"  
± 0.8"



12"x12"  
± 0.8"



Color shading



STAIRS

STAIR TREAD

(undecorated border)  
24"x13"

Rectified

Bullnose

GRIP STAIR TREAD

(undecorated border)  
24"x13"

Rectified

Bullnose

RISER

(undecorated border)  
24"x8"

Rectified

WALL COVERS

COVER

(undecorated border)  
24"x12"

Undecorated border and

END COVER

(undecorated border)  
24"x12"

Undecorated border and

POOLS

COPING

(undecorated border)  
24"x13" - 24"x12"

Rectified

Bullnose

COPING CORNER LEFT

(undecorated border)  
24"x13" - 24"x12"

Rectified

Bullnose

COPING CORNER RIGHT

(undecorated border)  
24"x13" - 24"x12"

Rectified

Bullnose

LINEAR COVER DRAIN SET

(undecorated border)  
24"x11,63"


Open joint width 0,28" (1/32")

The color of pavers printed in this catalog may differ from actual pavers. Paver color reproductions in this catalog are representative only. Slight tone and shade variations are inherent in porcelain pavers. Before selecting a color, we recommend that you contact your local representative, who will provide you with a sample piece of the requested paver. This porcelain paver product is manufactured with a V1/V2/V3/V4 shade variation. Remember that the amount of color as well as the texture of each piece may vary from paver to paver. Inspect the product immediately upon delivery and select pavers from many boxes during installation to minimize and blend any possible color difference.

FLAGSTONE LOOK

FLAGSTONE BROWN

AMERICANSTONE ★



Available size



24"x24"  
± 0.8"



Color shading



STAIRS

STAIR TREAD

(undecorated border)  
24"x13"

Rectified

Bullnose

GRIP STAIR TREAD

(undecorated border)  
24"x13"

Rectified

Bullnose

RISER

(undecorated border)  
24"x8"

Rectified

WALL COVERS

COVER

(undecorated border)  
24"x12"

Undecorated border and

END COVER

(undecorated border)  
24"x12"

Undecorated border and

POOLS

COPING

(undecorated border)  
24"x13" - 24"x12"

Rectified

Bullnose

COPING CORNER LEFT

(undecorated border)  
24"x13" - 24"x12"

Rectified

Bullnose

COPING CORNER RIGHT

(undecorated border)  
24"x13" - 24"x12"

Rectified

Bullnose

LINEAR COVER DRAIN SET

(undecorated border)  
24"x11,63"

Open joint width 0,28" (1/32")

Color Shading



UNIFORM APPEARANCE



SLIGHT VARIATION



MODERATE VARIATION



SUBSTANTIAL VARIATION



SLATE LOOK

MULTICOLOR GOLDAMERICANSTONE★



Available size


















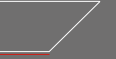









24"x24"  
± 0.8"



Color shading



TRIM TILES ± 0.8"

STAIRS	 STAIR TREAD MONOLITHIC (decorated border) 24"x13"	 GRIP STAIR TREAD MONOLITHIC (decorated border) 24"x13"	 STAIR TREAD (undecorated border) 24"x13"	 GRIP STAIR TREAD (undecorated border) 24"x13"	 RISER (undecorated border) 24"x8"
	 RectifiedBullnose	 RectifiedBullnose			
	 RectifiedBullnose	 RectifiedBullnose			
	 RectifiedBullnose	 RectifiedBullnose			
POOLS	 COPING MONOLITHIC (decorated border) 24"x13"	 COPING CORNER MONOLITHIC LEFT (decorated border) 24"x13"	 COPING CORNER MONOLITHIC RIGHT (decorated border) 24"x13"	 COPING (undecorated border) 24"x13" - 24"x12"	 COPING CORNER LEFT (undecorated border) 24"x13" - 24"x12"
	 RectifiedBullnose	 RectifiedBullnose	 RectifiedBullnose		
	 RectifiedBullnose	 RectifiedBullnose	 RectifiedBullnose		
	 RectifiedBullnose	 RectifiedBullnose	 RectifiedBullnose		

The color of pavers printed in this catalog may differ from actual pavers. Paver color reproductions in this catalog are representative only. Slight tone and shade variations are inherent in porcelain pavers. Before selecting a color, we recommend that you contact your local representative, who will provide you with a sample piece of the requested paver. This porcelain paver product is manufactured with a V1/V2/V3/V4 shade variation. Remember that the amount of color as well as the texture of each piece may vary from paver to paver. Inspect the product immediately upon delivery and select pavers from many boxes during installation to minimize and blend any possible color difference.

SLATE LOOK

MULTICOLOR DARKAMERICANSTONE★



Available size



























24"x24"  
± 0.8"



Color shading



TRIM TILES ± 0.8"

STAIRS	 STAIR TREAD (undecorated border) 24"x13"	 GRIP STAIR TREAD (undecorated border) 24"x13"	 RISER (undecorated border) 24"x8"
	 RectifiedBullnose	 RectifiedBullnose	 Rectified
	 RectifiedBullnose	 RectifiedBullnose	 Rectified
	 RectifiedBullnose	 RectifiedBullnose	 Rectified
POOLS	 COPING (undecorated border) 24"x13" - 24"x12"	 COPING CORNER LEFT (undecorated border) 24"x13" - 24"x12"	 COPING CORNER RIGHT (undecorated border) 24"x13" - 24"x12"
	 RectifiedBullnose	 RectifiedBullnose	 RectifiedBullnose
	 RectifiedBullnose	 RectifiedBullnose	 RectifiedBullnose
	 RectifiedBullnose	 RectifiedBullnose	 RectifiedBullnose

Color Shading

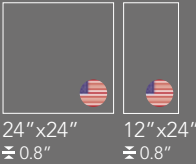


SLATE LOOK

VINTAGE SLABAMERICANSTONE★



Available sizes



Color shading



TRIM TILES ± 0.8"

STAIRS

STAIR TREAD MONOLITHIC (decorated border) 24"x13"

GRIP STAIR TREAD MONOLITHIC (decorated border) 24"x13"

STAIR TREAD (undecorated border) 24"x13"

GRIP STAIR TREAD (undecorated border) 24"x13"

RISER (undecorated border) 24"x8"

POOLS

COPING MONOLITHIC (decorated border) 24"x13"

COPING CORNER MONOLITHIC LEFT (decorated border) 24"x13"

COPING CORNER MONOLITHIC RIGHT (decorated border) 24"x13"

COPING (undecorated border) 24"x13" - 24"x12"

COPING CORNER LEFT (undecorated border) 24"x13" - 24"x12"

COPING CORNER RIGHT (undecorated border) 24"x13" - 24"x12"

WALL COVERS

COVER (undecorated border) 24"x12"

END COVER (undecorated border) 24"x12"

LINEAR COVER DRAIN SET (undecorated border) 24"x11,63"

Open joint width 0,28" (1/32")


The color of pavers printed in this catalog may differ from actual pavers. Paver color reproductions in this catalog are representative only. Slight tone and shade variations are inherent in porcelain pavers. Before selecting a color, we recommend that you contact your local representative, who will provide you with a sample piece of the requested paver. This porcelain paver product is manufactured with a V1/V2/V3/V4 shade variation. Remember that the amount of color as well as the texture of each piece may vary from paver to paver. Inspect the product immediately upon delivery and select pavers from many boxes during installation to minimize and blend any possible color difference.

SLATE LOOK

LIMESTONEAMERICANSTONE★



Available sizes



Color shading



TRIM TILES ± 0.8"

STAIRS

STAIR TREAD (undecorated border) 24"x13"

GRIP STAIR TREAD (undecorated border) 24"x13"

RISER (undecorated border) 24"x8"

POOLS

COPING (undecorated border) 24"x13" - 24"x12"

COPING CORNER LEFT (undecorated border) 24"x13" - 24"x12"

COPING CORNER RIGHT (undecorated border) 24"x13" - 24"x12"

LINEAR COVER DRAIN SET (undecorated border) 24"x11,63"

Open joint width 0,28" (1/32")

Color Shading

UNIFORM APPEARANCE

SLIGHT VARIATION

MODERATE VARIATION

SUBSTANTIAL VARIATION



MARBLE LOOK

MICHELANGELO EXTRA WHITE



Available size



24" x 24"  
± 0.8"

Color shading



TRIM TILES ± 0.8"

STAIRS	 STAIR TREAD (undecorated border) 24"x13" 	 GRIP STAIR TREAD (undecorated border) 24"x13" 	 RISER (undecorated border) 24"x8" 	WALL COVERS	 COVER (undecorated border) 24"x12" 	 END COVER (undecorated border) 24"x12" 
	POOLS	 COPING (undecorated border) 24"x13" - 24"x12" 	 COPING CORNER LEFT (undecorated border) 24"x13" - 24"x12" 		 COPING CORNER RIGHT (undecorated border) 24"x13" - 24"x12" 	 LINEAR COVER DRAIN SET (undecorated border) 24"x11,63" Open joint width 0,28" (1/32") 

The color of pavers printed in this catalog may differ from actual pavers. Paver color reproductions in this catalog are representative only. Slight tone and shade variations are inherent in porcelain pavers. Before selecting a color, we recommend that you contact your local representative, who will provide you with a sample piece of the requested paver. This porcelain paver product is manufactured with a V1/V2/V3/V4 shade variation. Remember that the amount of color as well as the texture of each piece may vary from paver to paver. Inspect the product immediately upon delivery and select pavers from many boxes during installation to minimize and blend any possible color difference.



STONE LOOK

SKY



Available size



24"x24"  
± 0.8"

Color shading



TRIM TILES ± 0.8"

STAIRS	 STAIR TREAD (undecorated border) 24"x13" Rectified  Bullnose	 GRIP STAIR TREAD (undecorated border) 24"x13" Rectified  Bullnose	 RISER (undecorated border) 24"x8" Rectified	WALL COVERS	 COVER (undecorated border) 24"x12" Undecorated border and dripstone	 END COVER (undecorated border) 24"x12" Undecorated border and dripstone
	POOLS	 COPING (undecorated border) 24"x13" - 24"x12" Rectified  Bullnose	 COPING CORNER LEFT (undecorated border) 24"x13" - 24"x12" Rectified  Bullnose		 COPING CORNER RIGHT (undecorated border) 24"x13" - 24"x12" Rectified  Bullnose	 LINEAR COVER DRAIN SET (undecorated border) 24"x11,63" Open joint width 0,28" (1/32") Rectified  Bullnose

The color of pavers printed in this catalog may differ from actual pavers. Paver color reproductions in this catalog are representative only. Slight tone and shade variations are inherent in porcelain pavers. Before selecting a color, we recommend that you contact your local representative, who will provide you with a sample piece of the requested paver. This porcelain paver product is manufactured with a V1/V2/V3/V4 shade variation. Remember that the amount of color as well as the texture of each piece may vary from paver to paver. Inspect the product immediately upon delivery and select pavers from many boxes during installation to minimize and blend any possible color difference.

STONE LOOK

DESERT



Available size



24"x24"  
± 0.8"

Color shading



TRIM TILES ± 0.8"

STAIRS	 STAIR TREAD (undecorated border) 24"x13" Rectified  Bullnose	 GRIP STAIR TREAD (undecorated border) 24"x13" Rectified  Bullnose	 RISER (undecorated border) 24"x8" Rectified	WALL COVERS	 COVER (undecorated border) 24"x12" Undecorated border and dripstone	 END COVER (undecorated border) 24"x12" Undecorated border and dripstone
	POOLS	 COPING (undecorated border) 24"x13" - 24"x12" Rectified  Bullnose	 COPING CORNER LEFT (undecorated border) 24"x13" - 24"x12" Rectified  Bullnose		 COPING CORNER RIGHT (undecorated border) 24"x13" - 24"x12" Rectified  Bullnose	 LINEAR COVER DRAIN SET (undecorated border) 24"x11,63" Open joint width 0,28" (1/32") Rectified  Bullnose

Color Shading

 V1 UNIFORM APPEARANCE	 V2 SLIGHT VARIATION	 V3 MODERATE VARIATION	 V4 SUBSTANTIAL VARIATION
------------------------------	----------------------------	------------------------------	---------------------------------



STONE LOOK

ABSOLUTE



Available size



24" x 24"  
± 0.8"



Color shading



TRIM TILES ± 0.8"

STAIRS

STAIR TREAD

(undecorated border)  
24"x13"

Rectified

Bullnose

GRIP STAIR TREAD

(undecorated border)  
24"x13"

Rectified

Bullnose

RISER

(undecorated border)  
24"x8"

Rectified

WALL COVERS

COVER

(undecorated border)  
24"x12"

Undecorated border and dripstone

END COVER

(undecorated border)  
24"x12"

Undecorated border and dripstone

POOLS

COPING

(undecorated border)  
24"x13" - 24"x12"

Rectified

Bullnose

COPING CORNER LEFT

(undecorated border)  
24"x13" - 24"x12"

Rectified

Bullnose

COPING CORNER RIGHT

(undecorated border)  
24"x13" - 24"x12"

Rectified

Bullnose

LINEAR COVER DRAIN SET


(undecorated border)  
24"x11,63"

Open joint width 0,28" (1/32")

The color of pavers printed in this catalog may differ from actual pavers. Paver color reproductions in this catalog are representative only. Slight tone and shade variations are inherent in porcelain pavers. Before selecting a color, we recommend that you contact your local representative, who will provide you with a sample piece of the requested paver. This porcelain paver product is manufactured with a V1/V2/V3/V4 shade variation. Remember that the amount of color as well as the texture of each piece may vary from paver to paver. Inspect the product immediately upon delivery and select pavers from many boxes during installation to minimize and blend any possible color difference.

STONE LOOK

COSMOS



Available size



24" x 24"  
± 0.8"



Color shading



TRIM TILES ± 0.8"

STAIRS

STAIR TREAD

(undecorated border)  
24"x13"

Rectified

Bullnose

GRIP STAIR TREAD

(undecorated border)  
24"x13"

Rectified

Bullnose

RISER

(undecorated border)  
24"x8"

Rectified

WALL COVERS

COVER

(undecorated border)  
24"x12"

Undecorated border and dripstone

END COVER

(undecorated border)  
24"x12"

Undecorated border and dripstone

POOLS

COPING

(undecorated border)  
24"x13" - 24"x12"

Rectified

Bullnose

COPING CORNER LEFT

(undecorated border)  
24"x13" - 24"x12"

Rectified

Bullnose

COPING CORNER RIGHT

(undecorated border)  
24"x13" - 24"x12"

Rectified

Bullnose

LINEAR COVER DRAIN SET

(undecorated border)  
24"x11,63"

Open joint width 0,28" (1/32")

Color Shading

V1

UNIFORM APPEARANCE

V2

SLIGHT VARIATION

V3

MODERATE VARIATION

V4

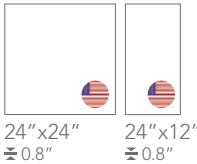
SUBSTANTIAL VARIATION

QUARTZ LOOK

GLOBE BARGE GOLD



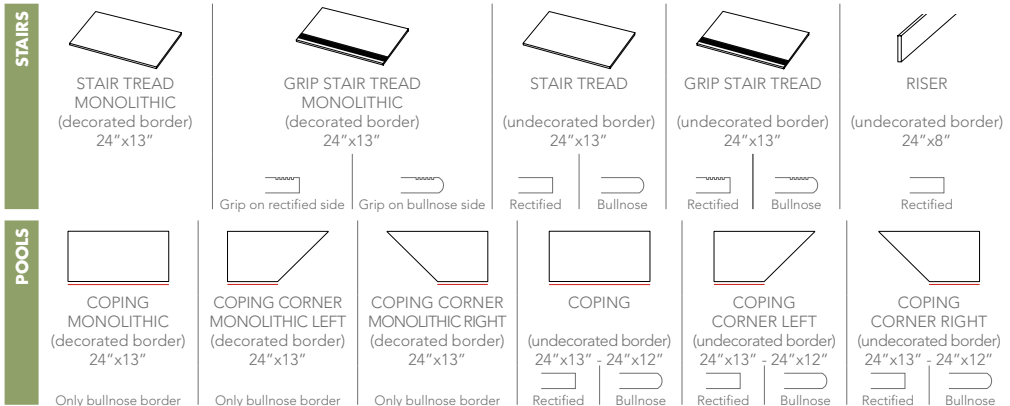
Available sizes



Color shading



TRIM TILES ± 0.8"



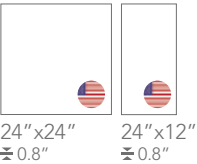
The color of pavers printed in this catalog may differ from actual pavers. Paver color reproductions in this catalog are representative only. Slight tone and shade variations are inherent in porcelain pavers. Before selecting a color, we recommend that you contact your local representative, who will provide you with a sample piece of the requested paver. This porcelain paver product is manufactured with a V1/V2/V3/V4 shade variation. Remember that the amount of color as well as the texture of each piece may vary from paver to paver. Inspect the product immediately upon delivery and select pavers from many boxes during installation to minimize and blend any possible color difference.

QUARTZ LOOK

GLOBE SILVER QUARTZ



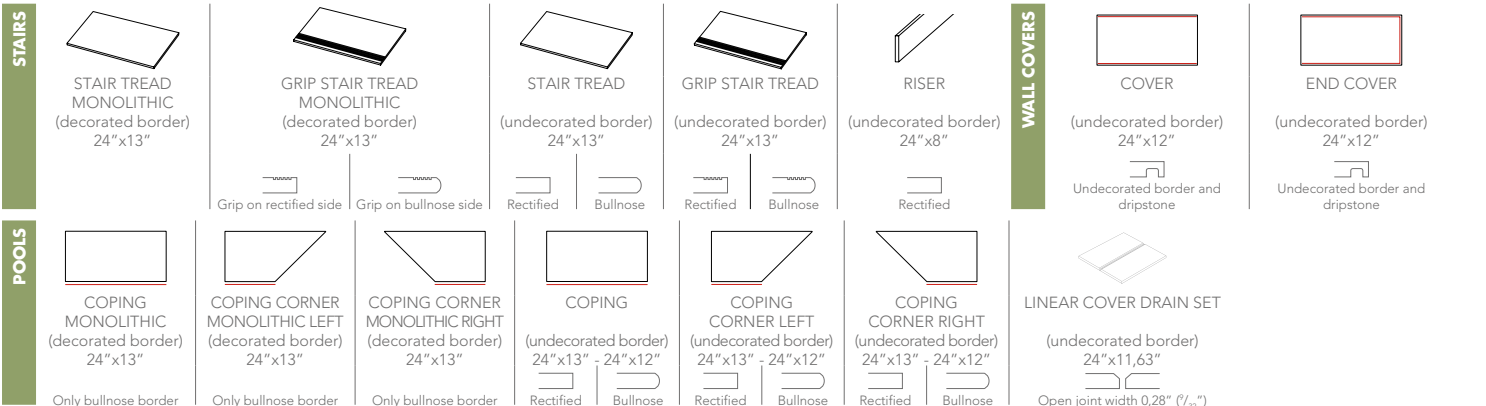
Available sizes



Color shading



TRIM TILES ± 0.8"



Color Shading





CONCRETE LOOK

ATTITUDE WARM SAND



Available size



24"x24"  
± 0.8"

Color shading



TRIM TILES ± 0.8"

STAIRS

STAIR TREAD

(undecorated border)  
24"x13"

Rectified

Bullnose

GRIP STAIR TREAD

(undecorated border)  
24"x13"

Rectified

Bullnose

RISER

(undecorated border)  
24"x8"

Rectified

WALL COVERS

COVER

(undecorated border)  
24"x12"

Undecorated border and dripstone

END COVER

(undecorated border)  
24"x12"

Undecorated border and dripstone

POOLS

COPING

(undecorated border)  
24"x13" - 24"x12"

Rectified

Bullnose

COPING CORNER LEFT

(undecorated border)  
24"x13" - 24"x12"

Rectified

Bullnose

COPING CORNER RIGHT

(undecorated border)  
24"x13" - 24"x12"

Rectified

Bullnose

LINEAR COVER DRAIN SET


(undecorated border)  
24"x11,63"

Open joint width 0,28" (1/32")

The color of pavers printed in this catalog may differ from actual pavers. Paver color reproductions in this catalog are representative only. Slight tone and shade variations are inherent in porcelain pavers. Before selecting a color, we recommend that you contact your local representative, who will provide you with a sample piece of the requested paver. This porcelain paver product is manufactured with a V1/V2/V3/V4 shade variation. Remember that the amount of color as well as the texture of each piece may vary from paver to paver. Inspect the product immediately upon delivery and select pavers from many boxes during installation to minimize and blend any possible color difference.

CONCRETE LOOK

ATTITUDE SIMPLY GREY



Available size



24"x24"  
± 0.8"

Color shading



TRIM TILES ± 0.8"

STAIRS

STAIR TREAD

(undecorated border)  
24"x13"

Rectified

Bullnose

GRIP STAIR TREAD

(undecorated border)  
24"x13"

Rectified

Bullnose

RISER

(undecorated border)  
24"x8"

Rectified

WALL COVERS

COVER

(undecorated border)  
24"x12"

Undecorated border and dripstone

END COVER

(undecorated border)  
24"x12"

Undecorated border and dripstone

POOLS

COPING

(undecorated border)  
24"x13" - 24"x12"

Rectified

Bullnose

COPING CORNER LEFT

(undecorated border)  
24"x13" - 24"x12"

Rectified

Bullnose

COPING CORNER RIGHT

(undecorated border)  
24"x13" - 24"x12"

Rectified

Bullnose

LINEAR COVER DRAIN SET

(undecorated border)  
24"x11,63"

Open joint width 0,28" (1/32")

Color Shading

V1

UNIFORM APPEARANCE

V2

SLIGHT VARIATION

V3

MODERATE VARIATION

V4

SUBSTANTIAL VARIATION

WOOD LOOK

NATURAL DESIGN WALNUT



Available size



24"x24"  
± 0.8"



Color shading



TRIM TILES ± 0.8"

STAIRS

STAIR TREAD

(undecorated border)  
24"x13"

Rectified

Bullnose

GRIP STAIR TREAD

(undecorated border)  
24"x13"

Rectified

Bullnose

RISER

(undecorated border)  
24"x8"

Rectified

WALL COVERS

COVER

(undecorated border)  
24"x12"

Undecorated border and dripstone

END COVER

(undecorated border)  
24"x12"

Undecorated border and dripstone

POOLS

COPING

(undecorated border)  
24"x13" - 24"x12"

Rectified

Bullnose

COPING CORNER LEFT

(undecorated border)  
24"x13" - 24"x12"

Rectified

Bullnose

COPING CORNER RIGHT

(undecorated border)  
24"x13" - 24"x12"

Rectified

Bullnose

LINEAR COVER DRAIN SET

(undecorated border)  
24"x11,63"

Open joint width 0,28" (1/32")

The color of pavers printed in this catalog may differ from actual pavers. Paver color reproductions in this catalog are representative only. Slight tone and shade variations are inherent in porcelain pavers. Before selecting a color, we recommend that you contact your local representative, who will provide you with a sample piece of the requested paver. This porcelain paver product is manufactured with a V1/V2/V3/V4 shade variation. Remember that the amount of color as well as the texture of each piece may vary from paver to paver. Inspect the product immediately upon delivery and select pavers from many boxes during installation to minimize and blend any possible color difference.

LIMESTONE LOOK

NATURAL DESIGN PEPPER



Available size



24"x24"  
± 0.8"



Color shading



TRIM TILES ± 0.8"

STAIRS

STAIR TREAD

(undecorated border)  
24"x13"

Rectified

Bullnose

GRIP STAIR TREAD

(undecorated border)  
24"x13"

Rectified

Bullnose

RISER

(undecorated border)  
24"x8"

Rectified

WALL COVERS

COVER

(undecorated border)  
24"x12"

Undecorated border and dripstone

END COVER

(undecorated border)  
24"x12"

Undecorated border and dripstone

POOLS

COPING

(undecorated border)  
24"x13" - 24"x12"

Rectified

Bullnose

COPING CORNER LEFT

(undecorated border)  
24"x13" - 24"x12"

Rectified

Bullnose

COPING CORNER RIGHT

(undecorated border)  
24"x13" - 24"x12"

Rectified

Bullnose

LINEAR COVER DRAIN SET

(undecorated border)  
24"x11,63"

Open joint width 0,28" (1/32")

Color Shading

V1

UNIFORM APPEARANCE

V2

SLIGHT VARIATION

V3

MODERATE VARIATION

V4

SUBSTANTIAL VARIATION



STONE LOOK

SIGHT ANTHRACITE



Available size



18"x36"  
± 0.8"



Color shading



TRIM TILES ± 0.8"

STAIRS

STAIR TREAD

(undecorated border)  
36"x13"

Rectified | Bullnose

GRIP STAIR TREAD

(undecorated border)  
36"x13"

Rectified | Bullnose

RISER

(undecorated border)  
36"x6"

Rectified

WALL COVERS

COVER

(undecorated border)  
36"x12"

Undecorated border and dripstone

END COVER

(undecorated border)  
36"x12"

Undecorated border and dripstone

POOLS

COPING

(undecorated border)  
36"x13"

Rectified | Bullnose

COPING CORNER LEFT

(undecorated border)  
36"x13"

Rectified | Bullnose

COPING CORNER RIGHT

(undecorated border)  
36"x13"

Rectified | Bullnose

LINEAR COVER DRAIN SET

(undecorated border)  
36"x8,71"

Open joint width 0,28" (1/32")

The color of pavers printed in this catalog may differ from actual pavers. Paver color reproductions in this catalog are representative only. Slight tone and shade variations are inherent in porcelain pavers. Before selecting a color, we recommend that you contact your local representative, who will provide you with a sample piece of the requested paver. This porcelain paver product is manufactured with a V1/V2/V3/V4 shade variation. Remember that the amount of color as well as the texture of each piece may vary from paver to paver. Inspect the product immediately upon delivery and select pavers from many boxes during installation to minimize and blend any possible color difference.

STONE LOOK

SIGHT GREY



Available size



18"x36"  
± 0.8"

Color shading



TRIM TILES ± 0.8"

STAIRS

STAIR TREAD

(undecorated border)  
36"x13"

Rectified | Bullnose

GRIP STAIR TREAD

(undecorated border)  
36"x13"

Rectified | Bullnose

RISER

(undecorated border)  
36"x6"

Rectified

WALL COVERS

COVER

(undecorated border)  
36"x12"

Undecorated border and dripstone

END COVER

(undecorated border)  
36"x12"

Undecorated border and dripstone

POOLS

COPING

(undecorated border)  
36"x13"

Rectified | Bullnose

COPING CORNER LEFT

(undecorated border)  
36"x13"

Rectified | Bullnose

COPING CORNER RIGHT

(undecorated border)  
36"x13"

Rectified | Bullnose

LINEAR COVER DRAIN SET

(undecorated border)  
36"x8,71"

Open joint width 0,28" (1/32")

Color Shading

V1  
UNIFORM APPEARANCE

V2  
SLIGHT VARIATION

V3  
MODERATE VARIATION

V4  
SUBSTANTIAL VARIATION

STONE LOOK

PIETRA DI BAGNOLO



Available size



18"x36"  
± 0.8"

Color shading



TRIM TILES ± 0.8"

STAIRS

STAIR TREAD

(undecorated border)  
36"x13"

Rectified | Bullnose

GRIP STAIR TREAD

(undecorated border)  
36"x13"

Rectified | Bullnose

RISER

(undecorated border)  
36"x6"

Rectified

WALL COVERS

COVER

(undecorated border)  
36"x12"

Undecorated border and dripstone

END COVER

(undecorated border)  
36"x12"

Undecorated border and dripstone

POOLS

COPING

(undecorated border)  
36"x13"

Rectified | Bullnose

COPING CORNER LEFT

(undecorated border)  
36"x13"

Rectified | Bullnose

COPING CORNER RIGHT

(undecorated border)  
36"x13"

Rectified | Bullnose

LINEAR COVER DRAIN SET

(undecorated border)  
36"x8,71"

Open joint width 0,28" (1/32")

The color of pavers printed in this catalog may differ from actual pavers. Paver color reproductions in this catalog are representative only. Slight tone and shade variations are inherent in porcelain pavers. Before selecting a color, we recommend that you contact your local representative, who will provide you with a sample piece of the requested paver. This porcelain paver product is manufactured with a V1/V2/V3/V4 shade variation. Remember that the amount of color as well as the texture of each piece may vary from paver to paver. Inspect the product immediately upon delivery and select pavers from many boxes during installation to minimize and blend any possible color difference.

TRAVERTINE LOOK

SOURCE BEIGE



Available size



18"x36"  
± 0.8"

Color shading



TRIM TILES ± 0.8"

STAIRS

STAIR TREAD

(undecorated border)  
36"x13"

Rectified | Bullnose

GRIP STAIR TREAD

(undecorated border)  
36"x13"

Rectified | Bullnose

RISER

(undecorated border)  
36"x6"

Rectified

WALL COVERS

COVER

(undecorated border)  
36"x12"

Undecorated border and dripstone

END COVER

(undecorated border)  
36"x12"

Undecorated border and dripstone

POOLS

COPING

(undecorated border)  
36"x13"

Rectified | Bullnose

COPING CORNER LEFT

(undecorated border)  
36"x13"

Rectified | Bullnose

COPING CORNER RIGHT

(undecorated border)  
36"x13"

Rectified | Bullnose

LINEAR COVER DRAIN SET

(undecorated border)  
36"x8,71"

Open joint width 0,28" (1/32")

Color Shading





QUARTZ LOOK

PIETRA DI BARGE



Available size



18"x36"  
± 0.8"

Color shading



TRIM TILES ± 0.8"

STAIRS

STAIR TREAD

(undecorated border)  
36"x13"

Rectified | Bullnose

GRIP STAIR TREAD

(undecorated border)  
36"x13"

Rectified | Bullnose

RISER

(undecorated border)  
36"x6"

Rectified

WALL COVERS

COVER

(undecorated border)  
36"x12"

Undecorated border and dripstone

END COVER

(undecorated border)  
36"x12"

Undecorated border and dripstone

POOLS

COPING

(undecorated border)  
36"x13"

Rectified | Bullnose

COPING CORNER LEFT

(undecorated border)  
36"x13"

Rectified | Bullnose

COPING CORNER RIGHT

(undecorated border)  
36"x13"

Rectified | Bullnose

LINEAR COVER DRAIN SET

(undecorated border)  
36"x8,71"

Open joint width 0,28" (1/32")

The color of pavers printed in this catalog may differ from actual pavers. Paver color reproductions in this catalog are representative only. Slight tone and shade variations are inherent in porcelain pavers. Before selecting a color, we recommend that you contact your local representative, who will provide you with a sample piece of the requested paver. This porcelain paver product is manufactured with a V1/V2/V3/V4 shade variation. Remember that the amount of color as well as the texture of each piece may vary from paver to paver. Inspect the product immediately upon delivery and select pavers from many boxes during installation to minimize and blend any possible color difference.

QUARTZ LOOK

POINT SILVER



Available size



18"x36"  
± 0.8"

Color shading



TRIM TILES ± 0.8"

STAIRS

STAIR TREAD

(undecorated border)  
36"x13"

Rectified | Bullnose

GRIP STAIR TREAD

(undecorated border)  
36"x13"

Rectified | Bullnose

RISER

(undecorated border)  
36"x6"

Rectified

WALL COVERS

COVER

(undecorated border)  
36"x12"

Undecorated border and dripstone

END COVER

(undecorated border)  
36"x12"

Undecorated border and dripstone

POOLS

COPING

(undecorated border)  
36"x13"

Rectified | Bullnose

COPING CORNER LEFT

(undecorated border)  
36"x13"

Rectified | Bullnose

COPING CORNER RIGHT

(undecorated border)  
36"x13"

Rectified | Bullnose

LINEAR COVER DRAIN SET

(undecorated border)  
36"x8,71"

Open joint width 0,28" (1/32")

Color Shading

V1  
UNIFORM APPEARANCE

V2  
SLIGHT VARIATION

V3  
MODERATE VARIATION

V4  
SUBSTANTIAL VARIATION

WOOD LOOK

SOUL WALNUT



Available size



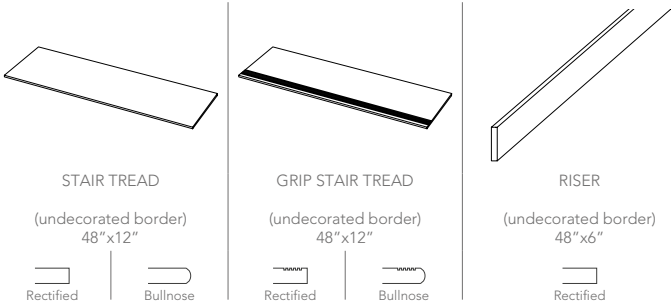
12"x48"  
± 0.8"

Color shading

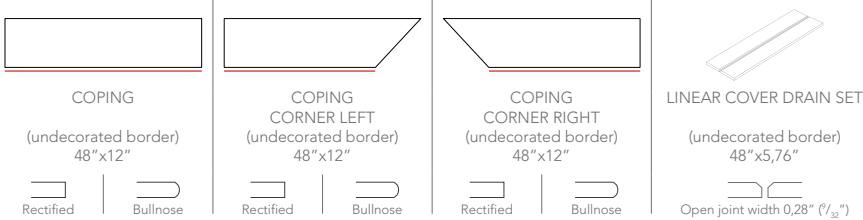


TRIM TILES ± 0.8"

STAIRS



POOLS



The color of pavers printed in this catalog may differ from actual pavers. Paver color reproductions in this catalog are representative only. Slight tone and shade variations are inherent in porcelain pavers. Before selecting a color, we recommend that you contact your local representative, who will provide you with a sample piece of the requested paver. This porcelain paver product is manufactured with a V1/V2/V3/V4 shade variation. Remember that the amount of color as well as the texture of each piece may vary from paver to paver. Inspect the product immediately upon delivery and select pavers from many boxes during installation to minimize and blend any possible color difference.

WOOD LOOK

SOUL GREY



Available size



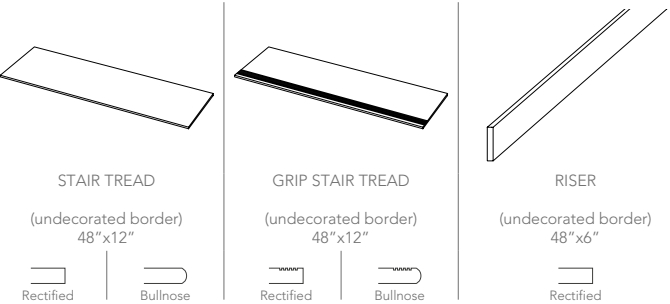
12"x48"  
± 0.8"

Color shading

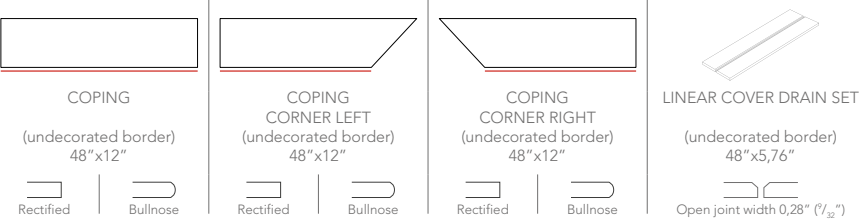


TRIM TILES ± 0.8"

STAIRS



POOLS



Color Shading





WOOD LOOK

LOGOS BROWN



Available size

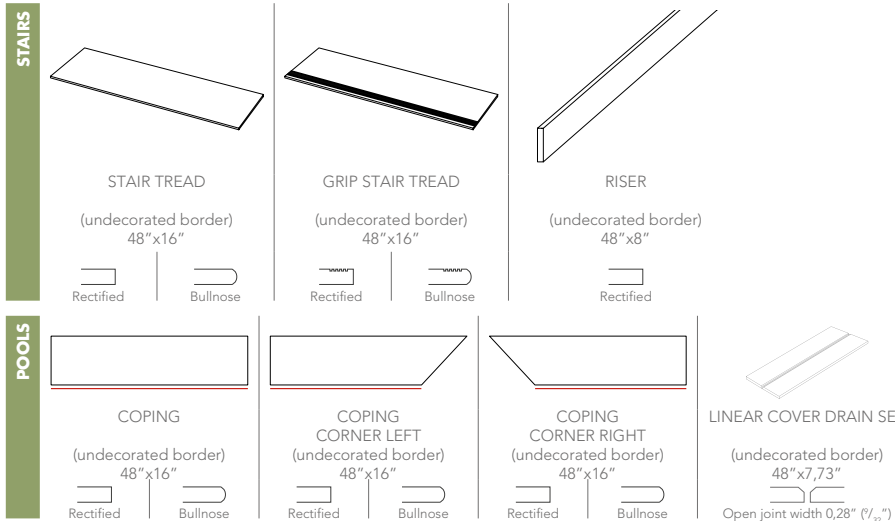


16" x 48"  
± 0.8"

Color shading



TRIM TILES ± 0.8"



The color of pavers printed in this catalog may differ from actual pavers. Paver color reproductions in this catalog are representative only. Slight tone and shade variations are inherent in porcelain pavers. Before selecting a color, we recommend that you contact your local representative, who will provide you with a sample piece of the requested paver. This porcelain paver product is manufactured with a V1/V2/V3/V4 shade variation. Remember that the amount of color as well as the texture of each piece may vary from paver to paver. Inspect the product immediately upon delivery and select pavers from many boxes during installation to minimize and blend any possible color difference.

WOOD LOOK

MITO BROWN



Available size

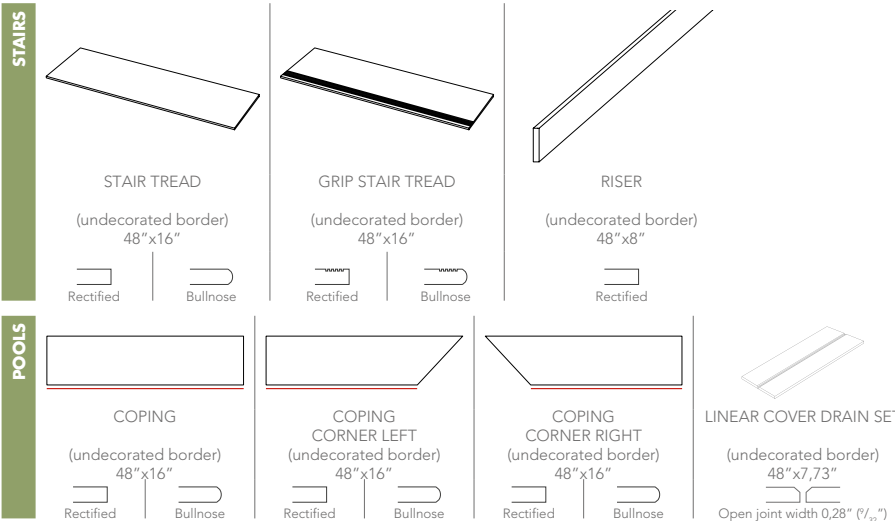


16" x 48"  
± 0.8"

Color shading



TRIM TILES ± 0.8"



Color Shading



# INSTALLATION INFORMATION AND RECOMMENDATIONS.

## INSTALLATION INFORMATION AND RECOMMENDATIONS.

Specific details and instructions are given for each of the following installation options. Different climates and geographical locations will affect the thickness of the base. Depending on the location, contractors will install the standard base thickness to install porcelain pavers for the needs of the area. When installing porcelain pavers, the bedding course sand must be pre-compacted and then struck off with a screed to the required thickness as shown in the drawings. Before the laying of the porcelain pavers, the sand layer underneath must be pre-compacted. The sand layer needs a 5 to 6% moisture content to insure a smooth strike off finish.

**Compacting dry sand will not give the desired results.**

- Only use a paver saw with a wet cut porcelain blade to wet cut porcelain pavers.
- Before installing your porcelain pavers in sand set installations, pre-compact and strike off your sand leveling course.
- Plastic 3/16" (4 mm) spacers must always be used to install pavers on sand set and permeable installations. The photo on the right illustrates the use of the 3/16" spacer to support and space the 4 paver corners.
- Never install pavers with porcelain to porcelain contact.
- The use of plate compactors is not recommended to be used on the porcelain pavers.

## JOINT FILLING

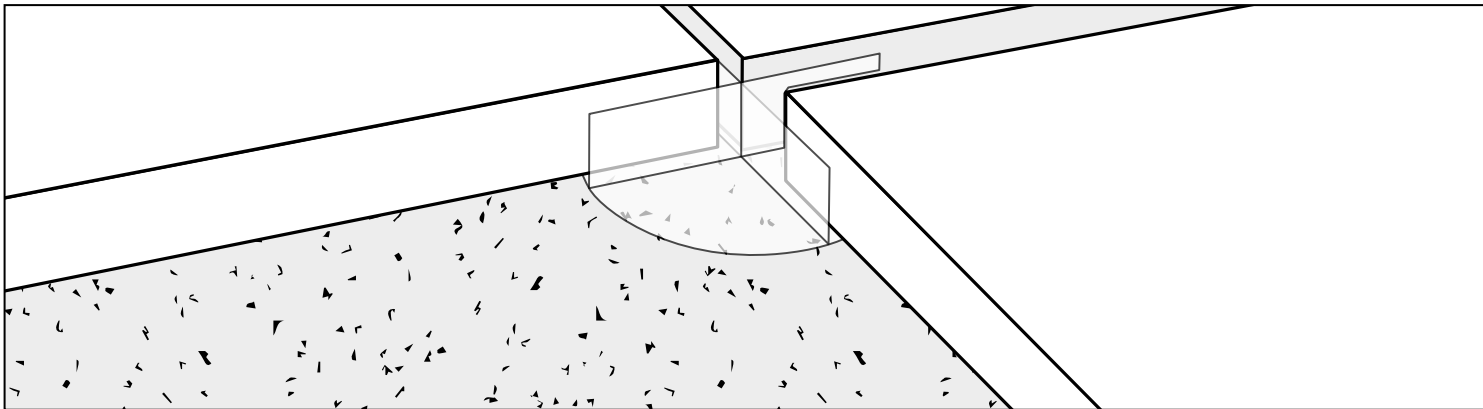
When installing porcelain paver on sand set base, fill the 4 mm (approx 3/16") paver joints with these options:

**Traditional sand**

Fill the open joints with traditional dry sand until completely filled. Sweep any excess sand off the pavers. Refilling of the joints with sand may be needed in the future due to wind and rain erosion.

**Polymeric sand**

Polymeric sand is a blend of polymers which harden when subjected to moisture. Sweep the sand into the open joints until completely filled. All excess sand and dust must be swept from the surface. Use a blower for the final dust removal to make certain all excess sand is removed. Any residual sand or dust can result in staining of the surface. Once the filling of the joints and the cleaning of the surface is complete, mist the pavement with water which activates the polymer and cures the mixture.



## HANDLING AND SPECIALTY TOOLS.

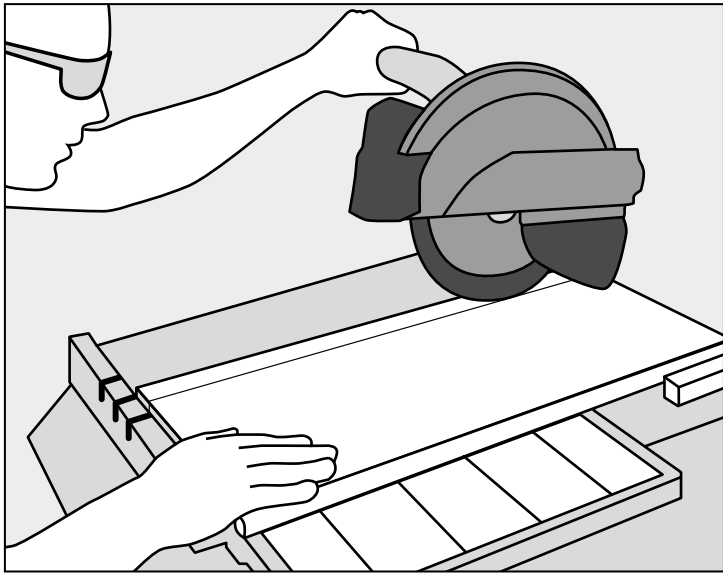
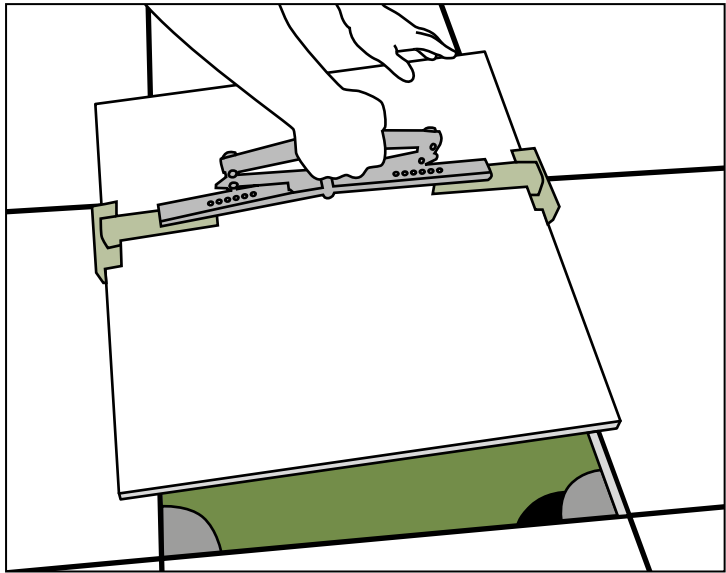
Porcelain paver pallets are shipped with a very strong plastic covering and the individual units are packaged in protective cardboard boxes. The protective cardboard boxes guard them from the possibility of chipping.

The handling of multiple loose stones can result in damaging or chipping of the pavers. Protect any un-used boxed pavers from the elements once the plastic shipping cover is removed.

This insures the integrity of the protective cardboard boxes.

Wet cut paver saw is used to cut paver accurately and cleanly to fit around edges and corners. The saw must be equipped with a diamond blade manufactured for wet cutting porcelain and designed to safely cut a 24" (60 cm) length porcelain paver.

A paver clamp to easily handle the installation and removal of pavers. Gloves are highly recommended while handling and installing porcelain slabs to protect the hands from injury. Notched trowels and grout float tools for cementitious adhesive and grout installation. Follow the adhesive and grout manufacturer's recommendations to select the appropriate tools needed for application.



**IMPORTANT NOTE: LEGAL DISCLAIMER**  
The nominal measurements include 4 mm (approx 3/16") for product spacers which are sold separately. Although extreme care has been taken to ensure the accuracy of all measurements set forth herein, manufacturer assumes no liability relating thereto.

**IMPORTANT NOTES:**  
1. Use the manufacturer's instructions when choosing polymeric sand for your project.  
2. The use of cement blended sand and polymeric sand can reduce plant growth and insect infiltration within the joint infill material.  
3. Whether using traditional sand or a cemented blended sand, ensure the gradation of the sand is fine enough to pass through and fill the 3/16" (4 mm) joints.



# CLEANING INFORMATION FOR PORCELAIN PAVERS INSTALLED OVER CONCRETE

## FIRST FLOOR DEEP CLEANING AFTER INSTALLATION OVER CONCRETE

After Grouting the Joints (pic. 1) It is important to remove the excess grout with a sponge and clear water (pic. 2). After 12/48 hours, the grout in the joints will have “set up” /hardened significantly. There will be a noticeable residual “haze”. Typically, a diluted acid cleaner specifically for removing “Grout Haze”, combined with a soft scrubbing pad will remove the majority if not all the “Haze”. Change your acid/water solution frequently for best results. It is also recommended to keep a bucket of clean water to remove the acid/water solution. It is recommended to keep and use clean dry towels to help remove as much residual water and keep the floor as dry as possible.

Please refer to the cleaning chemical company’s suggested methods and dilution rates. (pic. 3). For areas with excess grout or grout that becomes adhered to the face of the tile, further cleaning with an Acid/ Water Solution may be necessary. Please refer to the Cleaning Chemical Company’s instructions as not all acids or chemicals are the same.

The excess grout residue (pic. 4-5) must be removed so that it does not dry and stick on the surface. It is necessary to change the cleaning water frequently and rinse well. Care must be taken on inlayed, polished and especially Anti Slip products similar to Frontier20. The use of a floor-washing machine combined with the use of a diluted acid detergent helps reach the spaces between adjacent tiles and clean them properly. If such a cleaning procedure is not carried out, or if such cleaning is carried out too late, the grout residue creates an absorbent film, which holds dirt, making the surface difficult to clean: in this case, Landmark Ceramics will not be liable for any damage caused to the surface.

## ORDINARY CLEANING

Ordinary maintenance must be carried out using specialized detergents to remove stains but these detergents must not leave a wax, film or membrane residue. Rinsing well with plenty of clean water is a fundamental part of the cleaning procedure, therefore we advise against the use of products which state that they “do not need rinsing”.

## OTHER RECOMMENDATIONS

Bright colored products, in particular white and extra-white tiles, are very delicate and, although for all intent and purpose are hygienically clean, However, they can get dirty more easily than darker tiles. It is therefore necessary to remember that these particular products require careful regular maintenance. Sealers are unnecessary, especially in the case of our **Frontier20** Product line. Sealing will change the D.C.O.F. (Dynamic Co-efficient of Friction) resulting in a surface that will become more slippery. Also because Porcelain has such a low absorption the sealer will unlikely stick and most likely the sealer will flake off over time.



PIC 1. Fill joint with grout.



PIC 2. Remove excess grout with clean water.



PIC 3. Add specific acid cleaning agent for porcelain tile to clean water.



PIC 4. First floor deep cleaning after 12/48 h from installation.



PIC 5. Removal of excess grout residues with hard brush.

# CLEANING AGENTS

TYPE OF STAIN	SOLUTION	DETERGENTS	MANUFACTURER
INORGANIC STAINS			
Cement Carbon Calcium Efflorescence Chalk Metallic residues Rust Cement-based grout Colored grout Wall paint	Acid	DETERGENT WITH AN ACID BASIS *	
		DETERDEK or similar	UNITED STATES > Fila Chemicals USA, Corp.10800 N.W. 21st Street #170 Miami, FL 33172 USA Tel. +1-305-513-0708 email filausa@filasolutions.com
		KERANET (liquid) or similar	MAPEI Americas Headquarters 1144 E. Newport Center Drive Deerfield Beach, Florida 33442
ORGANIC STAINS			
Coca Cola Ice Cream Coffee Wine Beer Animal fats Vegetable fats Mustard Mayonnaise Ketchup Jam Linseed oil Lipstick Wax	Alkaline and neutral	LIMITED FOAM TYPE PRODUCT **	
		PS87 or similar	UNITED STATES > Fila Chemicals USA, Corp.10800 N.W. 21st Street #170 Miami, FL 33172 USA Tel. +1-305-513-0708 email filausa@filasolutions.com
		FILACLEANER or similar	UNITED STATES > Fila Chemicals USA, Corp.10800 N.W. 21st Street #170 Miami, FL 33172 USA Tel. +1-305-513-0708 email filausa@filasolutions.com
		Ammonium	Universal
RESIDUAL RINGS of organic nature	Saline solution	Sodium hypochloride (bleach for white laundry)	Universal
Silicone oils Machine Oil Resins and glazes Coal and natural rubber Encres et feutres		FILASOLV or similar	UNITED STATES > Fila Chemicals USA, Corp.10800 N.W. 21st Street #170 Miami, FL 33172 USA Tel. +1-305-513-0708 email filausa@filasolutions.com
		Aceton	Universal
		NITRO - THINNER	Universal
		TURPENTINE	Universal
		TRICHLORETHYLENE	Universal
Tire		CIF AMMONIACAL	Universal
		HAND CLEANSER	Universal
Silicone and chewin-gum		Ice+scraper	

N.B. When using the above products, the instructions on the package should be followed.  
\* **Detergent with an acid base:** a detergent with an acid basis, specifically recommended after bath floor or wall installation, for the decalcioficant cleaning and the regular maintenance.  
\*\* **Limited foam type product:** a limited foam type product degreasing and general cleaning, suitable for all types of stains but especially for remove of vegetable and animals fats.

PERFORMANCE COMPARISON PORCELAIN PAVERS VS. COMPETITOR OUTDOOR PAVING MATERIALS

FEATURES	LANDMARK FRONTIER20 PORCELAIN PAVERS	WOOD PAVERS	CLAY BRICK	CIP (CAST IN PLACE) CONCRETE	CONCRETE PAVERS	NATURAL STONE
Stainable	No	Yes	Yes (Highly)	Yes	Yes	Yes (Highly)
Freeze Thaw Proof	Yes	No	No	No	No	No
Salt Resistant	Yes	No	Salt Will Degrade	No	No	No
Acid Resistant	Yes	No	Acid Will Burn	No	No	No
Scratch Resistant	Highly	No	Somewhat	No	No	No
Moisture Absorption	< 0,5%	Highly Varried	5%	5%	5-10%	>= 5%
Easy To Repair	Yes	Yes	No	Can Not	No	No
Uv Resistant	Unaffected	No	Yes	If Sealed	Yes/No	Unaffected
Needs Sealed	Never	Yes	Recommended	Recommended	Recommended	Recommended
Pressure Washer Safe	> 1500 PSI	No	Not Recommended	> 1500 PSI	No	No
Environmentally Friendly	Facility 98% Green	Many Exotic Rainforest Species	No	Large Carbon Foot Print	Possible Fly Ash Content	Mined Or Imported
Recycled Content	20% In Each Paver	No	Not Possible	Not Possible	If Possible Less Than 5%	Not Possible

PHYSICAL PROPERTIES	TEST ASTM	NORTH AMERICAN STANDARD A137.1*	RESULTS
Water absorption *	C373	≤ 0.5%	COMPLY WITH ANSI A137.1
DCOF Average dynamic coefficient of friction **	BOT 3000 test	≥ 0.42	≥ 0.42
Skid Resistance	DIN 51097	-	A+B+C
	DIN 51130		R11
Resistance to freeze/thaw cycling *	C1026	As reported	RESISTANT
Resistance to thermal shock	C484	As reported	RESISTANT
Warpage (edge)	C485	Warpage ± 0.4% or ± 0.05 in	COMPLY WITH ANSI A137.1
Warpage (diagonal)	C485	Warpage ± 0.4% or ± 0.07 in	COMPLY WITH ANSI A137.1
Wedging	C502	± 0.25% or ± 0.03 in	COMPLY WITH ANSI A137.1
Chemical resistance	C650	As reported	UNAFFECTED
Resistance to stain	C1378	As reported	UNAFFECTED
Breaking strength	C648	250 lbf or greater	≥2200 lbf
Thickness	C499	Range: 0.04 in	COMPLY WITH ANSI A137.1

\* Average values referred to our production and related to the matt finish of the product.  
\*\* As far as values relating to the matt finish of the product and to tests carried out by certified external laboratories whose results are available upon request at Headoffice, we are willing to check the lot you are interested in purchasing.  
- Be sure to use pavers belonging to the same caliber.  
- Test results are available on request.  
- The information provided can be subject to change. Please refer to <https://hardscape.landmarkceramics.com> for the latest, most accurate and up-to-date information.

**WARNINGS.**

- Outdoor pavings installed unglued above the ground level are subject to the action of the wind, with the risk, in some cases, of becoming airborne.The manufacturer recommends to require the assistance of a qualified professional in order to check the suitability of the installation system above the ground adopted, in accordance with the local laws and regulations and the conditions of use. Failure to do so could result in serious injury or property damage.
- If the application of the 20 mm slabs requires the ceramic product used in structural installations, the project engineer and/or customer must carefully assess the project requirements with regard to the technical specifications of the slabs. to prevent the risk of damage or injury, the manufacturer recommends: with regard to a raised floor installation a ceramic slab may fracture on impact if a heavy object falls on it from any significant height, therefore the manufacturer recommends to check the specific intended use before starting the installation and to follow table for raised installation provided below. in certain conditions, reinforcing must be applied on the back of the slabs (double fiberglass mesh) supplied and applied by the manufacturer; with reference to any dry installation system of flooring above the ground level, the manufacturer recommends to comply with local regulations and conditions of use with regard to wind-load, loadbearing, seismic events, etc. Failure to comply with these recommendations may lead to improper use of the product and could cause serious damage or injury. Failure to adhere to the manufacturer's instructions for installation of slabs on raised pedestal systems may result in serious injury.
- For further information and recommendations concerning the installation systems please refer to <https://hardscape.landmarkceramics.com> website.









**Landmark Ceramics - UST, Inc.**  
1427 N. Main Street  
Mount Pleasant, TN 38474

Tel. 931.325.5700

<https://hardscape.landmarkceramics.com>

LEARN MORE ABOUT

